

MOTOPLASTIC, S.A.

Molí de la sal, 1 - 08403 Granollers (Barcelona) SPAIN

Tel. 34 93 849 06 33 - Fax 34 93 849 09 88

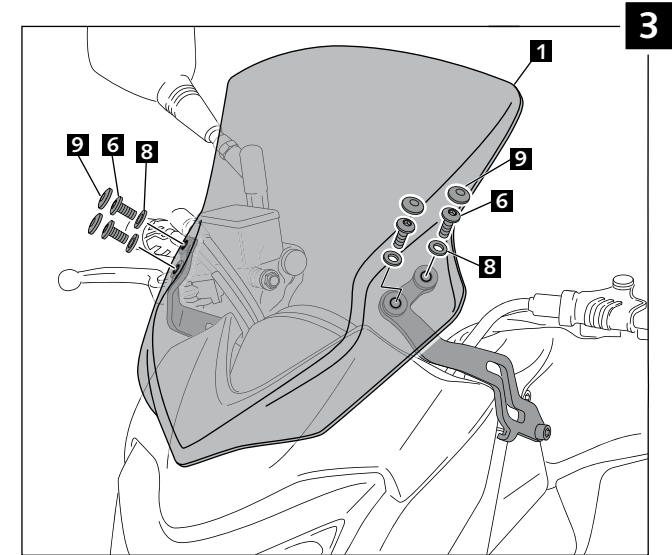
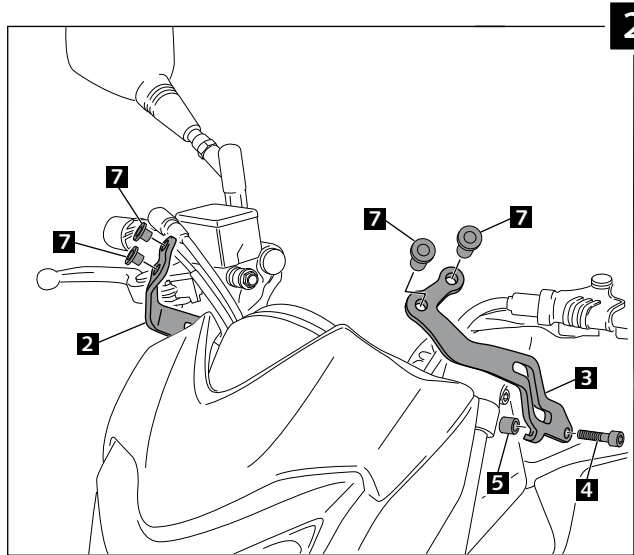
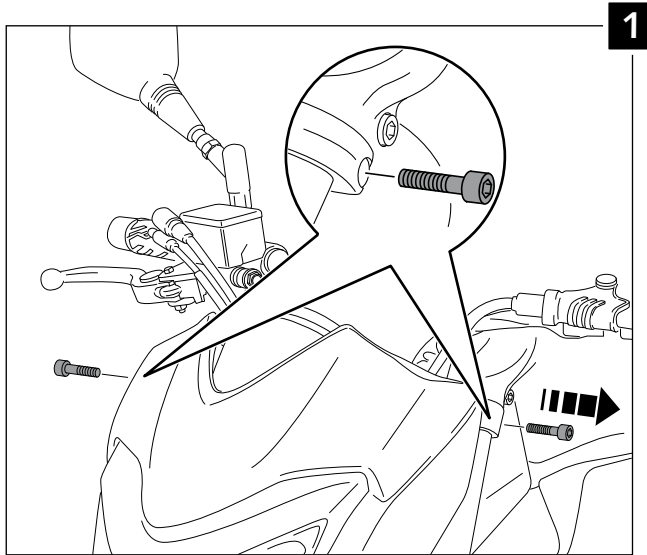
info@puig.tv - info@puigusa.com

www.puig.tv - www.puigusa.com

INSTRUCCIONES DE MONTAJE - MOUNTING INSTRUCTIONS

CARENABRÍS ADAPTABLE A - WINDSHIELD ADAPTABLE TO SUZUKI INAZUMA 250 13'-

Ref.: 6251



ID.		DESCRIPCIÓN	DESCRIPTION	QTY.
1		Carenabrís	Windshield	1
2		Soporte metálico derecho	Right metal support	1
3		Soporte metálico izquierdo	Left metal support	1
4		Tornillo Allen M8x45 DIN 912	M8x45 DIN 912 Allen screw	2
5		Casquillo Ø int. 8 x Ø ext. 14x15	Ø inner 8 x Ø outer 14x15 arrowhead	2
6		Tornillo Allen M5x16 ISO 7380	M5x16 ISO 7380 Allen screw	4
7		Silemblock M5	M5 Silemblock	4
8		Arandela nylon M5x1	M5x1 nylon washer	4
9		Tapón tornillo M5 ISO 7380	M5 ISO 7380 Screw cap	4