

NAKED NEW GENERATION SPORT PARA - SPORT NAKED NEW GENERATION FOR -  
 SPORT NAKED NEW GENERATION FÜR

## HONDA REBEL 300/500 '17- / S '20-



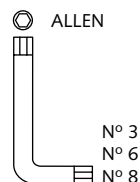
**Ref.: 3829**



**ONLY FOR REBEL "S":**

**BEFORE INSTALLING THE PUIG PRODUCT,  
 TAKE APART THE OEM SEMI-FAIRING**

**ANTES DE INSTALAR EL PRODUCTO PUIG,  
 DESMONTAR EL SEMI-FARO ORIGINAL**



1 persona  
1 person


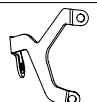
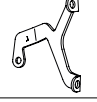
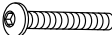







15 min

Fácil - Easy

Media-Intermediate

Difícil-Difficult

ID.	PIEZA / PART	DESCRIPCIÓN	DESCRIPTION	QTY.	REF.:
1		Cúpula	Screen	1	3829F/H/N/WM3
2		Soporte metálico derecho ( R )	Right metal support	1	SOPOR-2P-3-9462
3		Soporte metálico izquierdo ( L )	Left metal support	1	SOPOR-2P-3-9462
4		Tornillo allen M8x45 ISO 7380	M8x45 ISO 7380 allen screw	2	TORNI-I7380-817
5		Casquillo Ø8x Ø14 x 10	Ø8 x Ø14 x 10 spacer	2	CASQUI-----576
6		Tornillo allen M5x16 ISO7380	M5x16 ISO 7380 allen screw	4	TORNI-I7380-493
7		Silentblock M5	M5 silentblock	4	SILENTBTM5-046/1
8		Arandela de nylon M5x1	M5x1 nylon washer	4	ARNV00000000245
9		Tapón tornillo M5 ISO 7380	M5 ISO7380 cap	4	TAPON-----85

NAKED NEW GENERATION TOURING PARA - TOURING NAKED NEW GENERATION FOR -  
 TOURING NAKED NEW GENERATION FÜR

**HONDA REBEL 300/500 '17- / S '20-**

**INSTRUCCIONES DE MONTAJE - MOUNTING INSTRUCTIONS - MONTAGEANLEITUNG**

