

HONDA CB1000R '21-

M O U N T I N G I N S T R U C T I O N S

REF 20862

WINDSHIELD NEW GENERATION SPORT



1 Person



25 min




EASY



ALLEN

Nº 3
Nº 6
Nº 8



ID.	PIEZA/PART	DESCRIPCIÓN	DESCRIPTION	QTY.	REF.:
1		Cúpula Sport	Sport screen	1	10639H/W/F/NM3
2		Soporte Izquierdo	Left support	1	SOP2P4---L20862
3		Soporte derecho	Right support	1	SOP2P4---R20862
4		Tornillo Allen M8x45 DIN 912	M8x45 DIN 912 Allen screw	2	TORNI-AD912-508
5		Casquillo Ø8,5 xØ13 x15	Ø8,5 xØ13 x15 arrowhead	2	CASQUI-M----614
6		Arandela de goma Ø4,5x Ø11x 2 mm	Ø4,5x Ø11x 2 mm rubber washer	4	ARAND-EPDM--722
7		Arandela de nylon M5x1	M5x1 nylon washer	4	ARNV00000000245
8		Tornillo allen M5x16 Ø11 ISO 7380	M5x16 Ø11 ISO 7380 allen screw	4	TORNI-I7380-493
9		Tapón tornillo M5	M5 ISO 7380 screw cap	4	TAPON-----85

HONDA CB1000R '21-

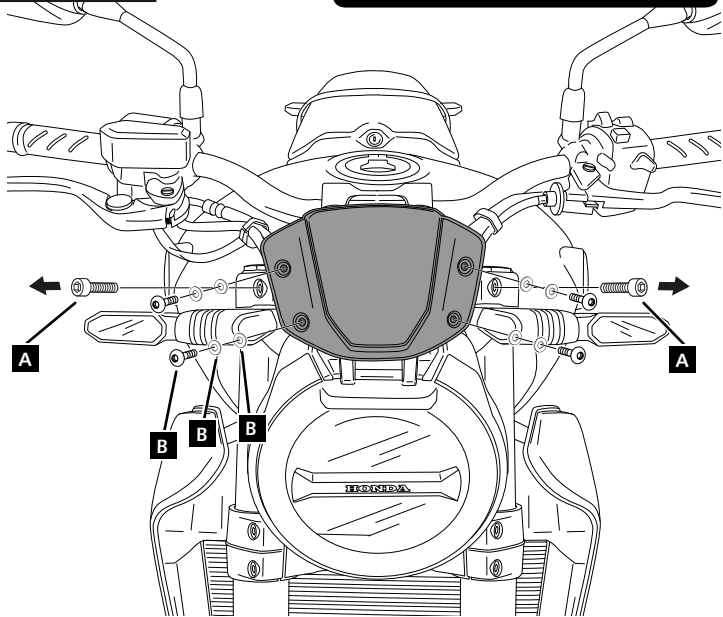
INSTRUCCIONES DE MONTAJE - MOUNTING INSTRUCTIONS - MONTAGEANLEITUNG

1

**DISASSEMBLY
DESMONTAJE**

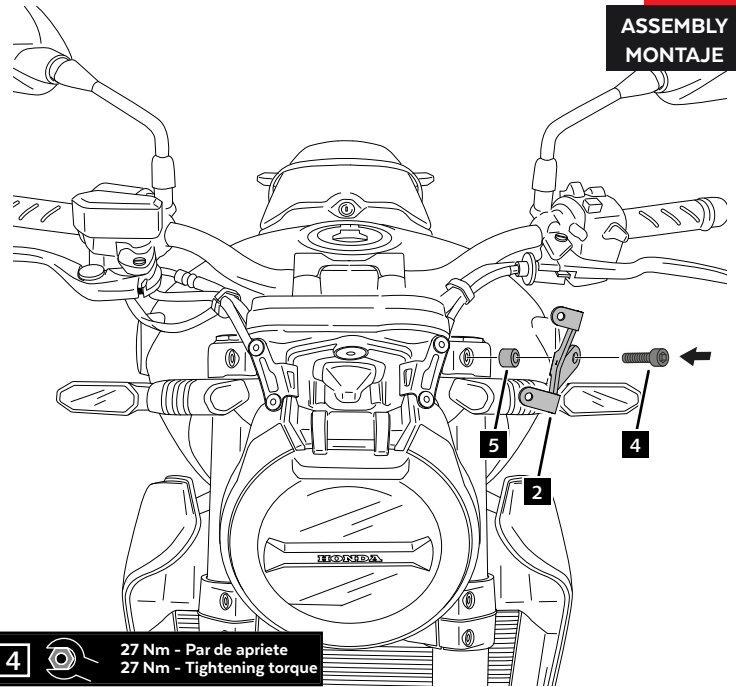
A Tornillería original
Original screws

B ONLY NECESSARY FOR
MOTORBIKES WITH ORIGINAL SCREEN



2

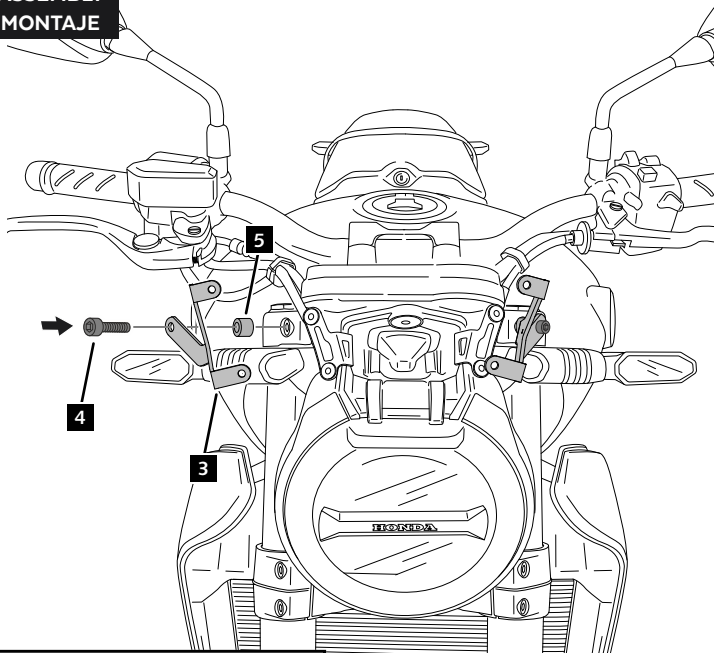
**ASSEMBLY
MONTAJE**



4 27 Nm - Par de apriete
27 Nm - Tightening torque

3

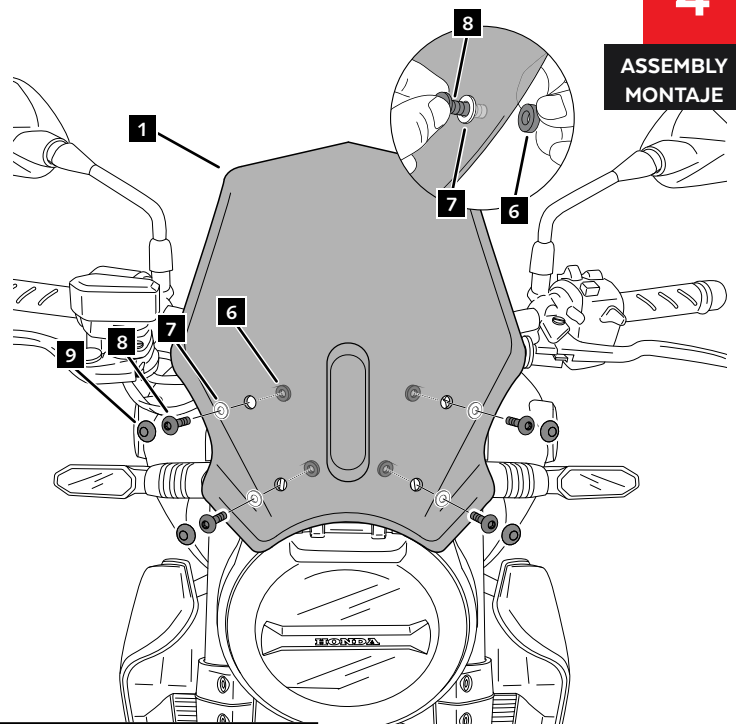
**ASSEMBLY
MONTAJE**



4 27 Nm - Par de apriete
27 Nm - Tightening torque

4

**ASSEMBLY
MONTAJE**



8 1,5- 2 Nm Par de apriete
1,5- 2 Nm Tightening torque