

SUZUKI GSX-S1000 / GSX-S950 '21-

M O U N T I N G I N S T R U C T I O N S

REF 20833

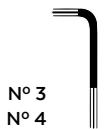
WINDSHIELD NG SPORT



PHILLIPS



ALLEN



ID.	PIEZA/PART	DESCRIPCIÓN	DESCRIPTION	QTY.	REF.:
1		Cúpula Sport	Sport screen	1	20833W/H/N/F/AM3
2		Soporte derecho	Right support	1	SOP3P3-R--20835
3		Soporte izquierdo	Left support	1	SOP3P3-L--20835
4		Soporte central	Central support	1	SOP3P3-C--20835
5		Tornillo allen M5x25 Ø11 ISO 7380	M5x25 Ø11 ISO 7380 allen screw	2	TORNI-I7380-766
6		Casquillo Ø8,5xØ13x6	Ø8,5xØ13x6 arrowhead	2	CASQUI-----776
7		Silentblock Ø12xØ6x9	Ø9 xØ6 x8mm silentblock	4	AROPASACABLES-3
8		Casquillo con valona Ø12xØ6,8x7,3	Ø12xØ6,8x7,3 bush with flange	4	CASQUI-1A---750
9		Tornillo allen M5x16 Ø11 ISO 7380	M5x16 Ø11 ISO 7380 allen screw	4	TORNI-I7380-493
10		Tapón tornillo M5 ISO 7380	M5 ISO 7380 screw cap	4	TAPON-----85
11		Tornillo allen M4x10 ISO 7380	M4x10 ISO 7380 allen screw	2	TORNI-I7380-645
12		Espuma adhesiva protectora 14x90mm	14x90mm Adhesive protective foam	1	ESPUM-NC+ADHM--

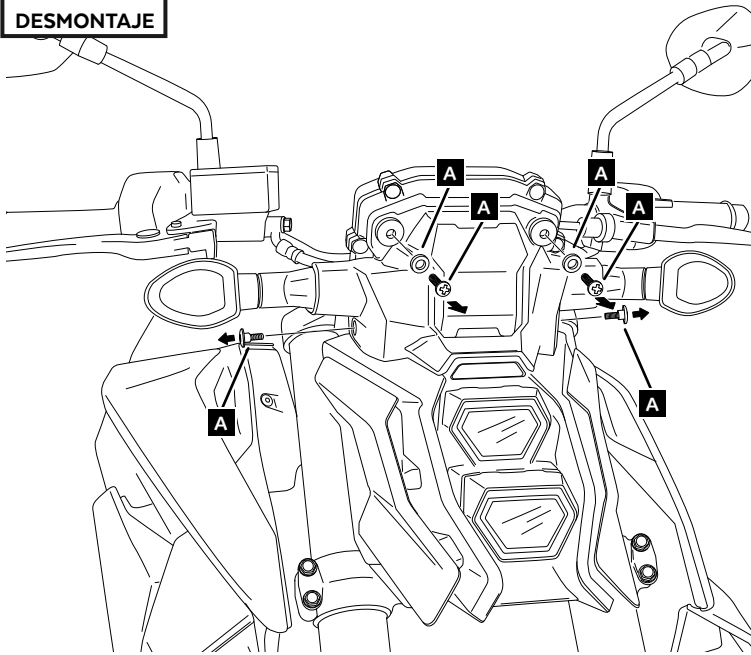
SUZUKI GSX-S1000 / GSX-S950 '21-

INSTRUCCIONES DE MONTAJE - MOUNTING INSTRUCTIONS - MONTAGEANLEITUNG

1

**DISASSEMBLY
DESMONTAJE**

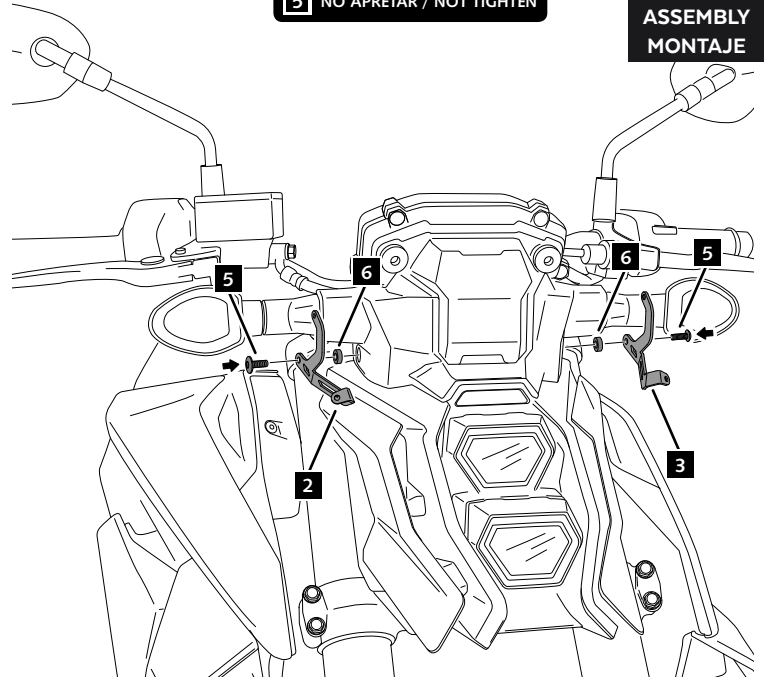
A Tornillería original
Original screws



2

**ASSEMBLY
MONTAJE**

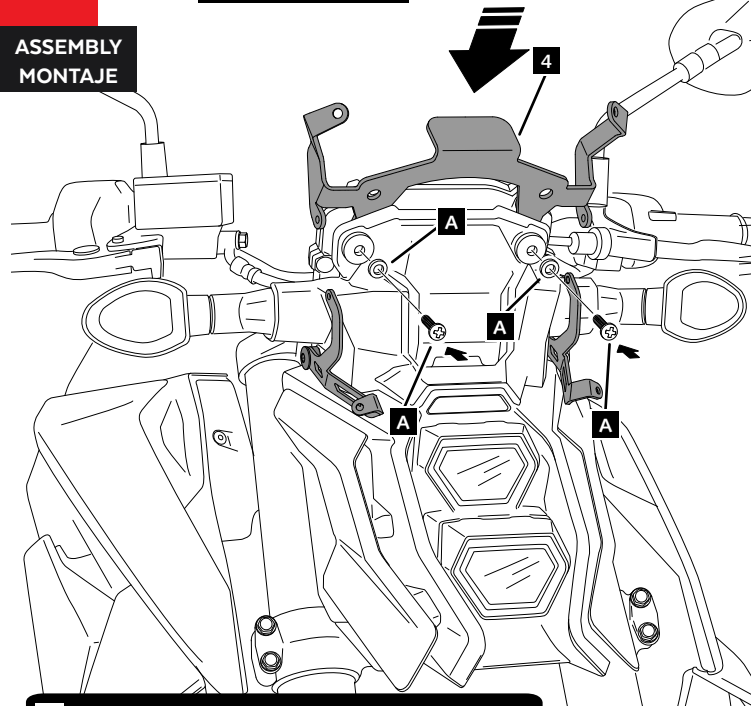
5 NO APRETAR / NOT TIGHTEN



3

**ASSEMBLY
MONTAJE**

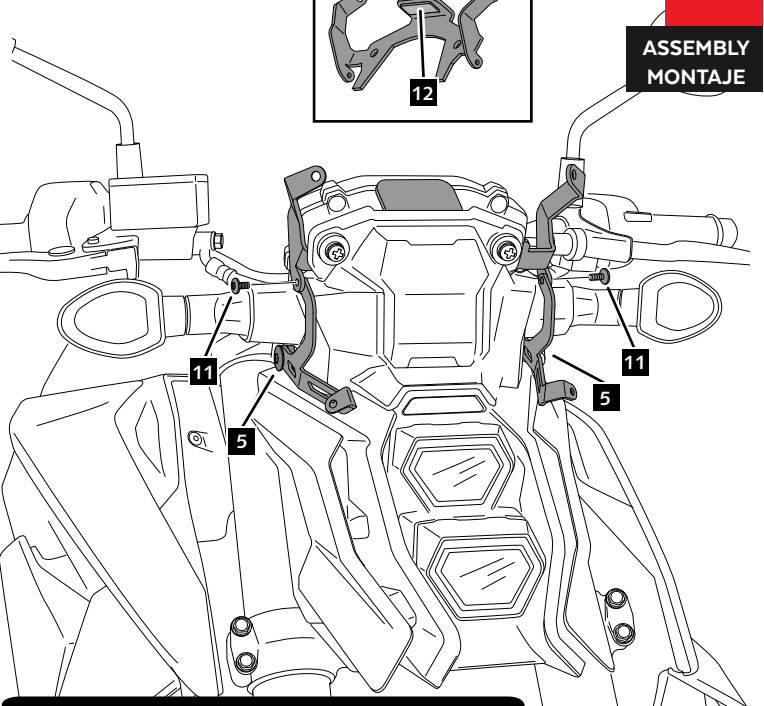
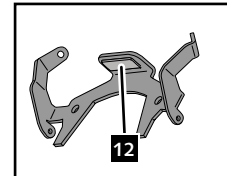
A Tornillería original
Original screws



4 POSITION ID4 SUPPORT BETWEEN CLOCK AND CLOCK COVER

4

**ASSEMBLY
MONTAJE**



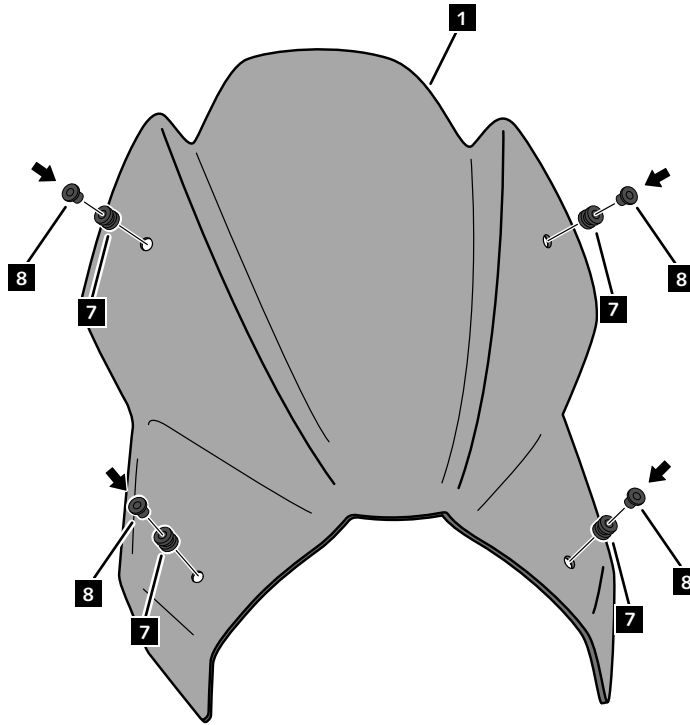
5 POSITION ID3 AND ID2 SUPPORTS AND TIGHTEN ID5 SCREWS

SUZUKI GSX-S1000 / GSX-S950 '21-

INSTRUCCIONES DE MONTAJE - MOUNTING INSTRUCTIONS - MONTAGEANLEITUNG

5

ASSEMBLY
MONTAJE



6

ASSEMBLY
MONTAJE

