

# TRIUMPH TIGER 900 '20

GT / GT PRO / GT LOW / RALLY / RALLY PRO

## M O U N T I N G I N S T R U C T I O N S

REF 20377

HEADLIGHT PROTECTOR



1 Person



15 min



EASY



**QUICK RELEASE**  
**3" SECONDS**

TORX  
T30

ALLEN  
Nº 2,5  
Nº 4



ID	PIEZA/PART	DESCRIPCIÓN	DESCRIPTION	QTY	REF
1		Protector de faro	Headlight protector	1	20377M3
2		Soporte metálico derecho ( R )	Right metal support	1	SOPOR2P2-R20377
3		Soporte metálico izquierdo ( L )	Left metal support	1	SOPOR2P2-L20377
4		Casquillo Ø8,5x Ø14x 15	Ø8,5x Ø14x 15 Arrowhead	2	CASQUI81415-101
5		Tornillo Allen M6x25 Ø14 ISO 7380	M6x25 Ø14 ISO 7380 Allen screw	2	TORNI-I7380-405
6		Tornillo Allen M4x12 Ø9 ISO 7380	M4x12 Ø9 ISO 7380 Allen screw	4	TORNI-I7380-800
7		Casquillo con valona Ø12x Ø6,8 x 7,3	Ø12x Ø6,8 x 7,3 bush with flange	4	CASQUI-1A---750
8		Silentblock Ø9 xØ6 x8mm	Ø9 xØ6 x8mm Silentblock	4	AROPASACABLES-3
9		Junta tórica 3x2	3x2 O-ring	4	JUNTATORICA-3X2

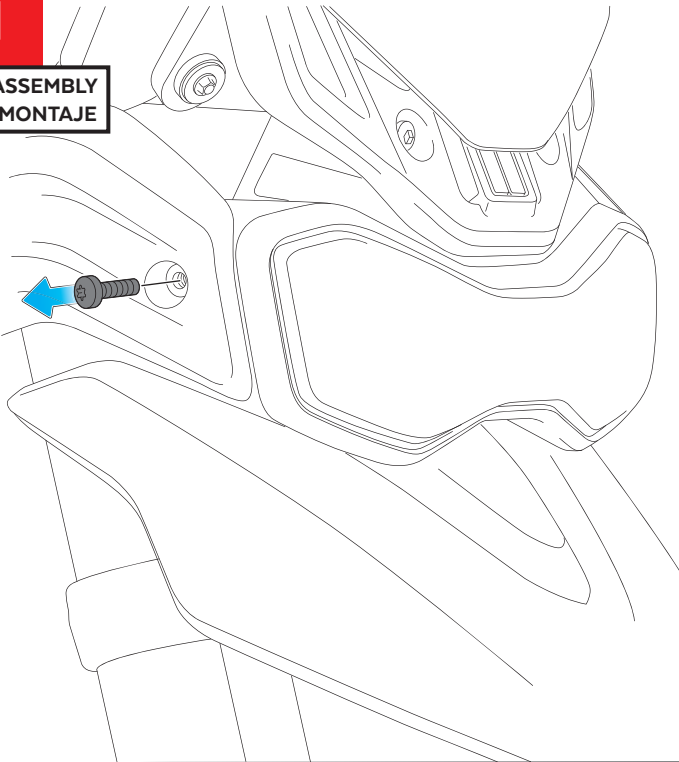
# TRIUMPH TIGER 900 '20

GT / GT PRO / GT LOW / RALLY / RALLY PRO

INSTRUCCIONES DE MONTAJE - MOUNTING INSTRUCTIONS - MONTAGEANLEITUNG

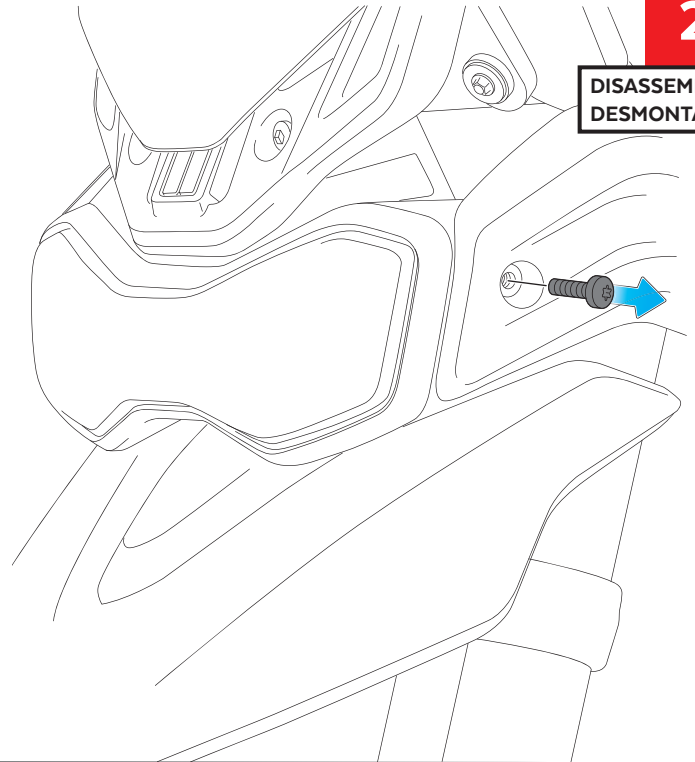
**1**

DISASSEMBLY  
DESMONTAJE



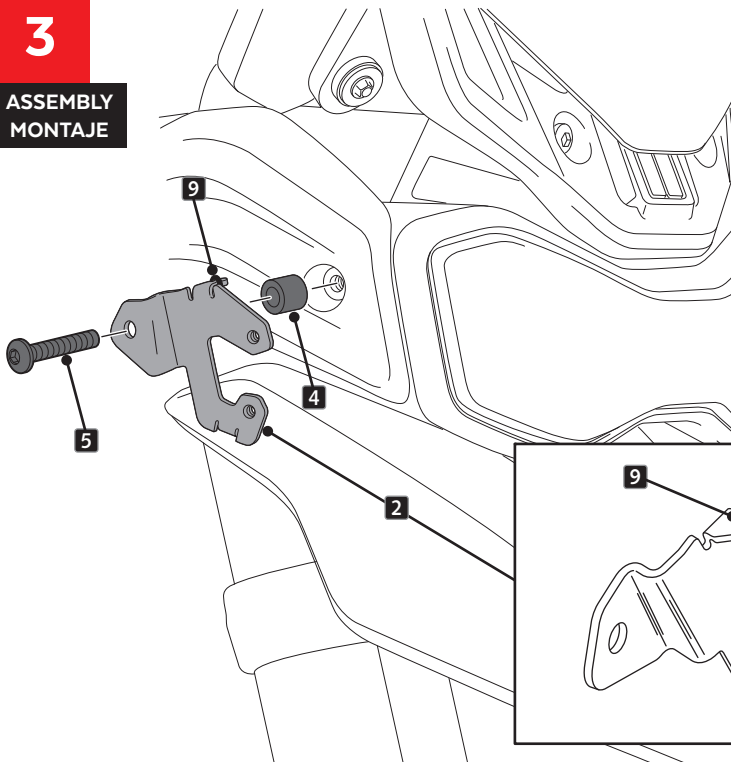
**2**

DISASSEMBLY  
DESMONTAJE



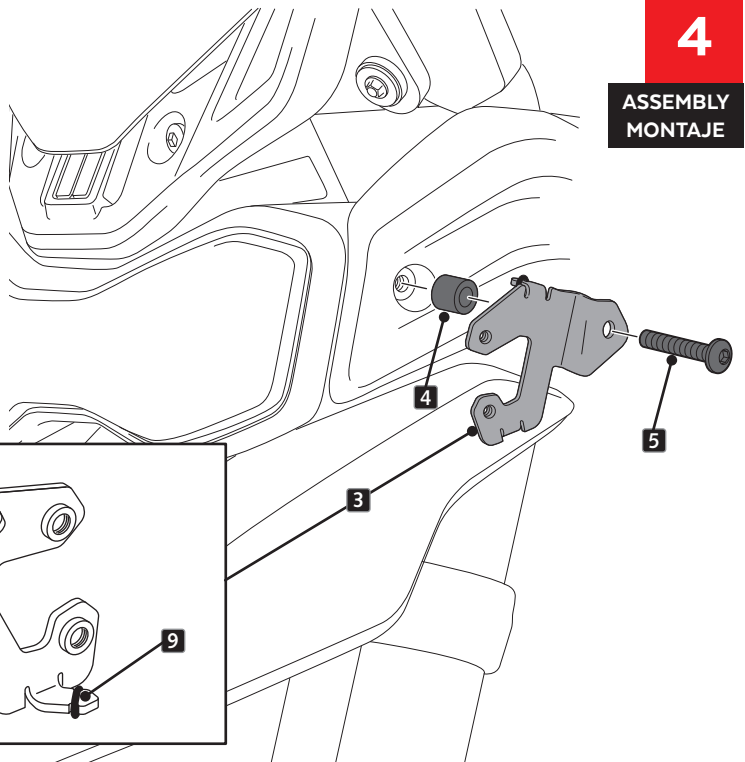
**3**

ASSEMBLY  
MONTAJE



**4**

ASSEMBLY  
MONTAJE



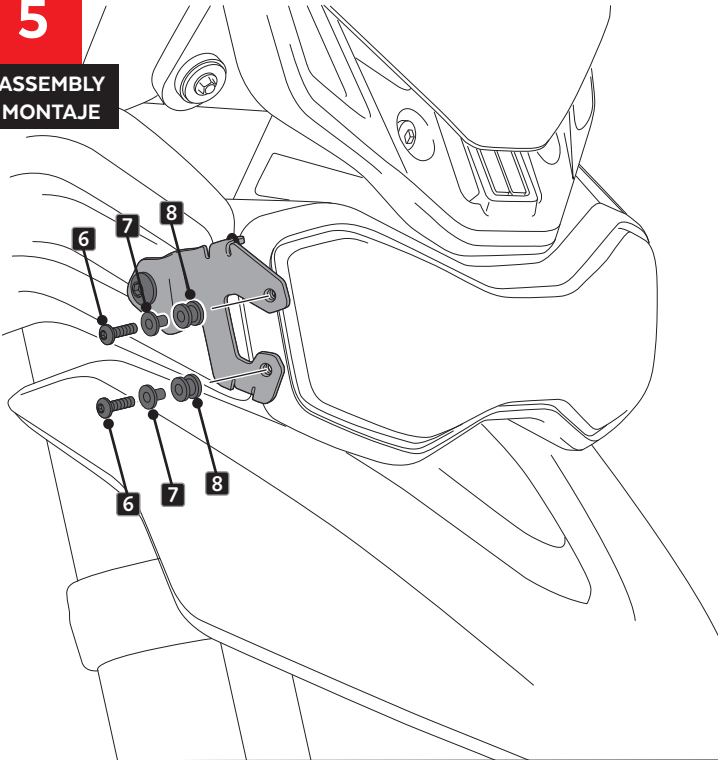
# TRIUMPH TIGER 900 '20

GT / GT PRO / GT LOW / RALLY / RALLY PRO

INSTRUCCIONES DE MONTAJE - MOUNTING INSTRUCTIONS - MONTAGEANLEITUNG

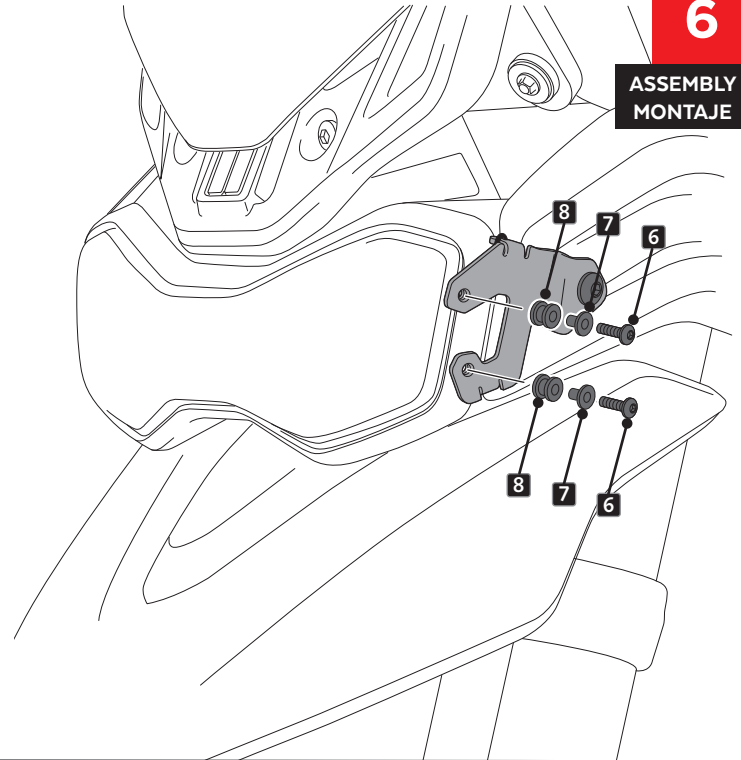
**5**

ASSEMBLY  
MONTAJE



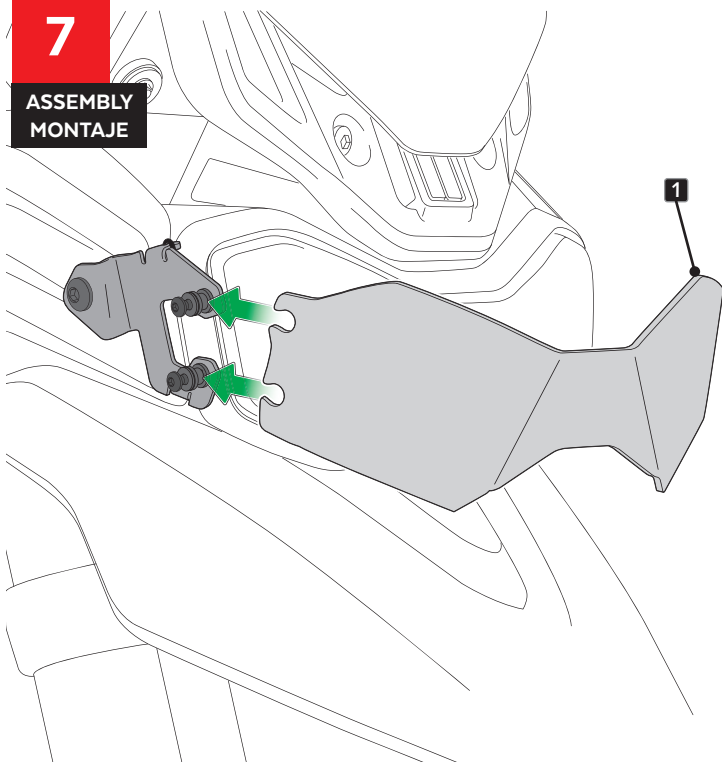
**6**

ASSEMBLY  
MONTAJE



**7**

ASSEMBLY  
MONTAJE



**8**

ASSEMBLY  
MONTAJE

