

# DUCATI STREETFIGHTER V2 '21-

## M O U N T I N G I N S T R U C T I O N S

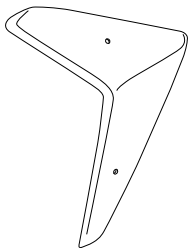
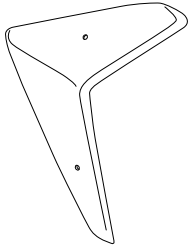

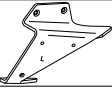




REF 21475

NAKED SIDE SPOILERS



ALLEN  
Nº 3



ID	PIEZA/PART	DESCRIPCIÓN	DESCRIPTION	QTY	REF
1		Deflector alerón izquierdo	Left spoiler deflector	1	21475J/NM3
2		Deflector alerón derecho	Right spoiler deflector	1	21475J/NM3
3		Soporte superior izquierdo	Upper left suport	1	SOPOR4P6LS21475
4		Soporte inferior izquierdo	Lower left support	1	SOPOR4P6LI21475
5		Soporte superior derecho	Upper right suport	1	SOPOR4P6RS21475
6		Soporte inferior derecho	Lower right support	1	SOPOR4P6RI21475
7		Tornillo Allen M5x16 DIN7991	M5x16 DIN7991 Allen screw	12	TORNI-D7991-867
8		Arandela de goma Ø4,5 x Ø11 x 2mm	Ø4,5 x Ø11 x 2mm rubber washer	4	ARAND-EPDM--722
9		Tope de goma Ø3,7-3,8 x 3,2mm	Ø3,7-3,8 x 3,2mm Bumper foot	6	TOPE--POF-40022

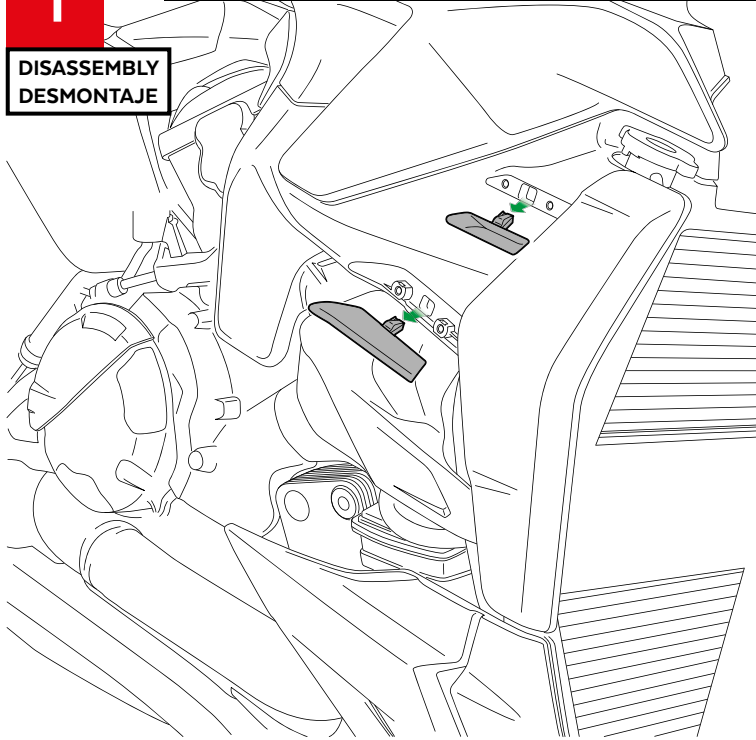
# DUCATI STREETFIGHTER V2 '21-

INSTRUCCIONES DE MONTAJE - MOUNTING INSTRUCTIONS - MONTAGEANLEITUNG

**1**

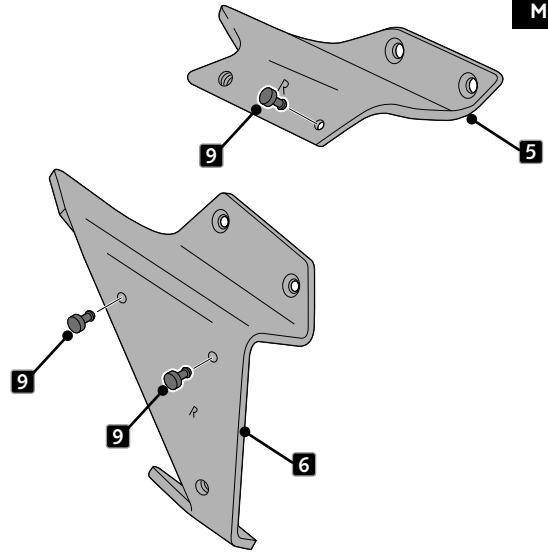
**DISASSEMBLY  
DESMONTAJE**

Se muestra el montaje del lado derecho a modo de ejemplo, realizar los mismos pasos para el montaje del lado izquierdo.  
The right side assembly is shown as an example, so the same steps can be performed for the left side assembly.



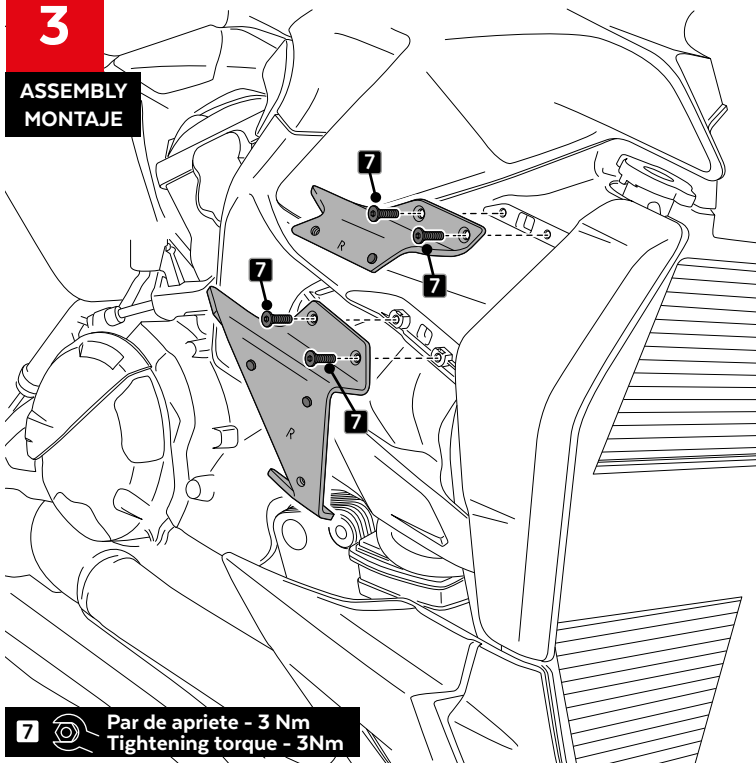
**2**

**ASSEMBLY  
MONTAJE**



**3**

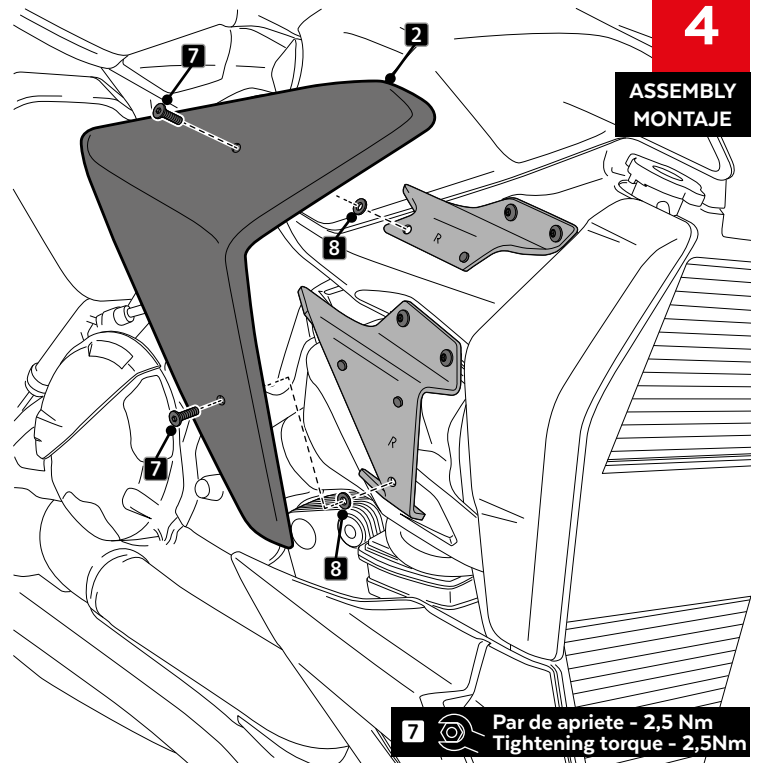
**ASSEMBLY  
MONTAJE**



**7** Par de apriete - 3 Nm  
Tightening torque - 3Nm

**4**

**ASSEMBLY  
MONTAJE**



**7** Par de apriete - 2,5 Nm  
Tightening torque - 2,5Nm