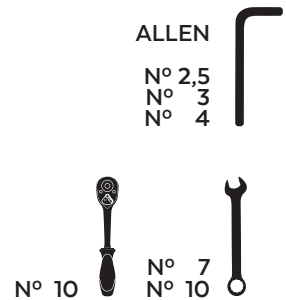


YAMAHA YZF-R1 '15-

REF 20297

ALERONES LATERALES "DOWNFORCE" / SIDE SPOILER DOWNFORCE / SEITENFLÜGEL DOWNFORCE



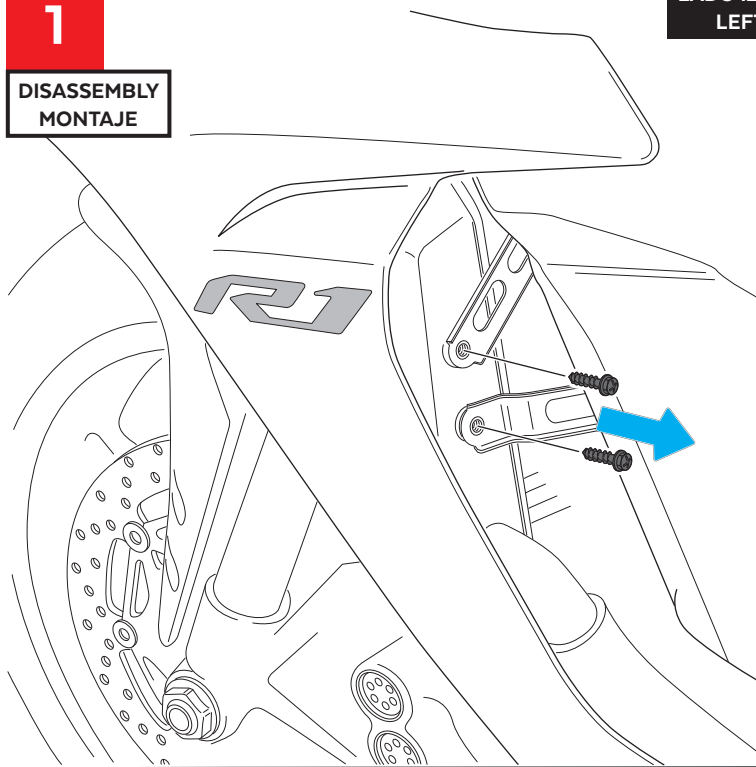
ID	PIEZA/PART	DESCRIPCIÓN	DESCRIPTION	QTY	REF
1		Base alerón derecha	Right main plain spoiler	1	10765
2		Winglet negro/azul/rojo/naranja/verde derecho	Winglet right black/blue/red/orange/green	1	10629N/A/R/T/V
3		Base alerón izquierda	Left main plain spoiler	1	10765
4		Winglet negro/azul/rojo/naranja/verde izquierdo	Winglet Left black/blue/red/orange/green	1	10629N/A/R/T/V
5		Soporte metálico derecho R●	Right R● metal suport	1	SOP4PI-R1-20297
6		Soporte metálico derecho R●●	Right R●● metal suport	1	SOP4PI-R2-20297
7		Soporte metálico izquierdo L●	Left L● metal suport	1	SOP4PI-L1-20297
8		Soporte metálico izquierdo L●●	Left L●● metal suport	1	SOP4PI-L2-20297
9		Tuerca autoblocante M4	M4 Locking nut	4	TUERCAE985-0290
10		Arandela de goma Ø4,5 x Ø11 x 2mm	Ø4,5 x Ø11 x 2mm Rubber washer	4	ARAND-EPDM--722
11		Arandela de nylon M4x0,5	M4x0,5 Nylon washer	8	ARNV00000000311
12		Tuerca de clip M5	M5 clip nut	2	TUERCA-TRT-M5--
13	*	Tornillo Allen M5x25 Ø11 ISO 7380	M5x25 Ø11 ISO 7380 Allen screw	2	TORNI-I7380-766
14	*	Casquillo Ø14 x Ø8,5 x 12	Ø14 x Ø8,5 x 12 Arrowhead	2	CASQUI-M----769
15	**	Tornillo Allen M5x20 Ø11 ISO 7380	M5x20 Ø11 ISO 7380 Allen screw	2	TORNI-I7380_730
16	**	Casquillo Ø14 x Ø8,5 x 6	Ø14 x Ø8,5 x 6 Arrowhead	2	CASQUI-----776
17		Separador de silicona Ø12,5 x 4 (se suministra montado con la pieza 5)	Ø12,5 x 4 silicon spacer (supplied already mounted on item 5)	1	TOPE-PA12,7X3,5
18		Arandela de nylon M5x1	M5x1 Nylon washer	4	ARNV00000000245
19		Tornillo Allen M5x11 Ø11 ISO 7380	M5x11 Ø11 ISO 7380 Allen screw	4	TORNI-AI----520
20		Tornillo Allen M4x12 Ø9 ISO 7380	M4x12 Ø9 ISO 7380 Allen screw	4	TORNI-I7380-800
21		Tapón tornillo Allen M5 ISO 7380	M5 ISO 7380 Allen screw cap	4	TAPON-----85

YAMAHA YZF-R1 '15-

INSTRUCCIONES DE MONTAJE - MOUNTING INSTRUCTIONS - MONTAGEANLEITUNG

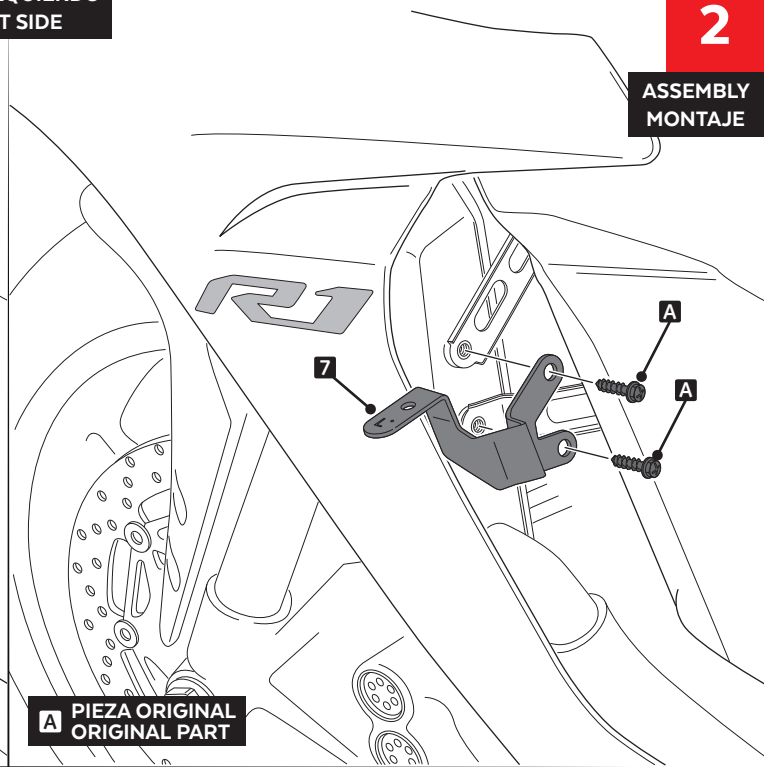
1

DISASSEMBLY
MONTAJE



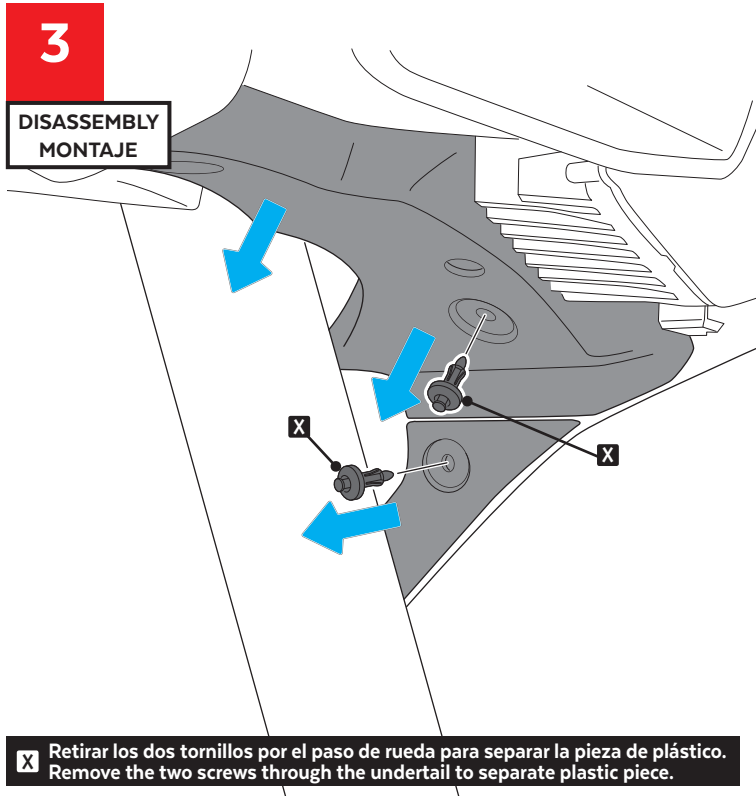
2

ASSEMBLY
MONTAJE



3

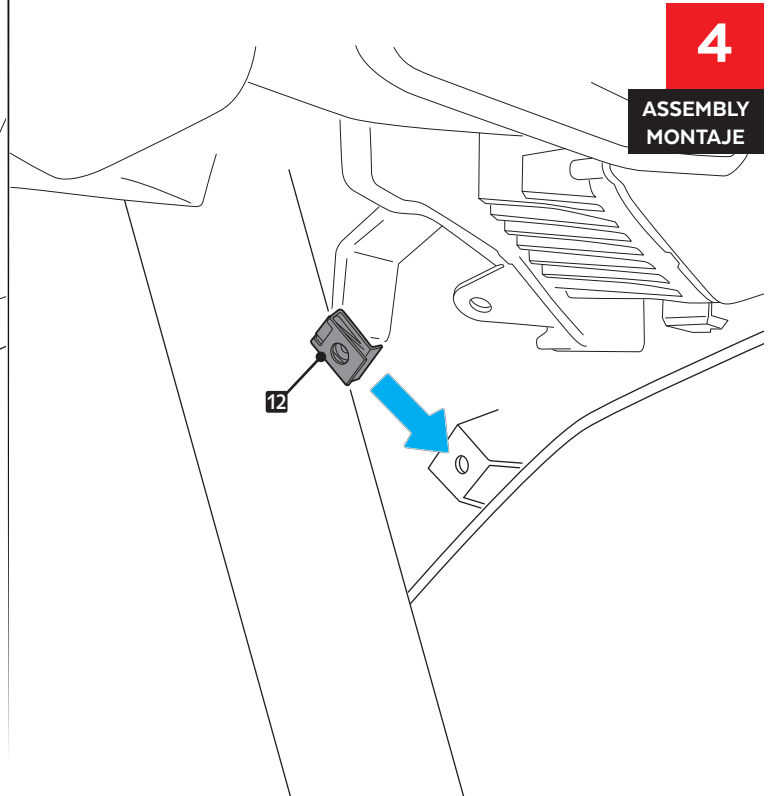
DISASSEMBLY
MONTAJE



X Retirar los dos tornillos por el paso de rueda para separar la pieza de plástico.
Remove the two screws through the undertail to separate plastic piece.

4

ASSEMBLY
MONTAJE

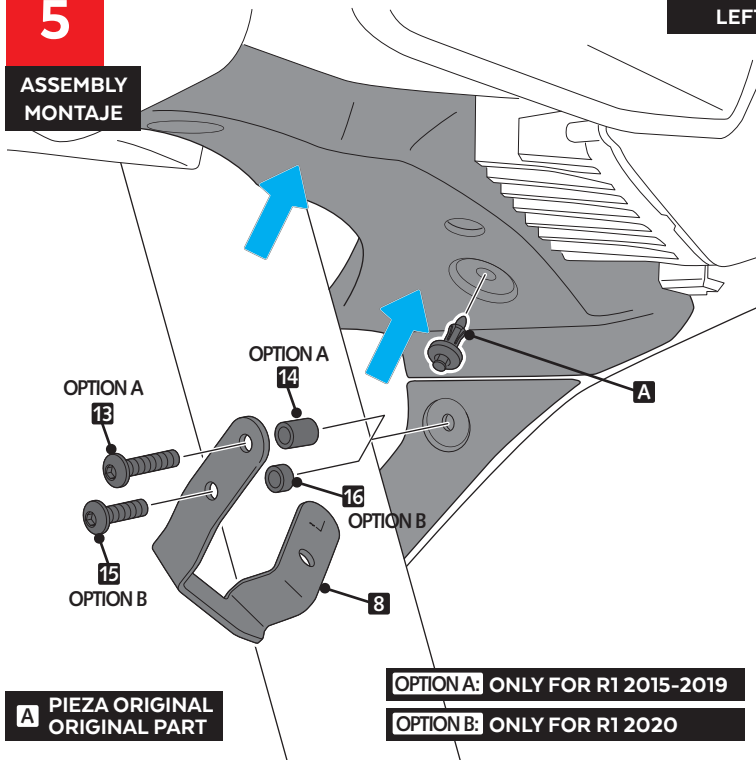


YAMAHA YZF-R1 '15-

INSTRUCCIONES DE MONTAJE - MOUNTING INSTRUCTIONS - MONTAGEANLEITUNG

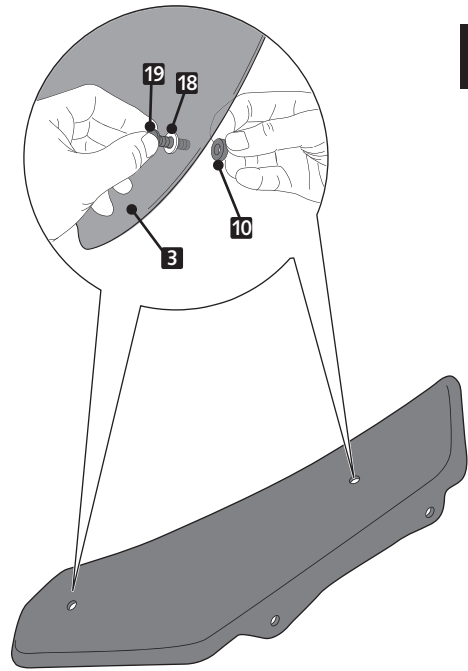
5

ASSEMBLY
MONTAJE



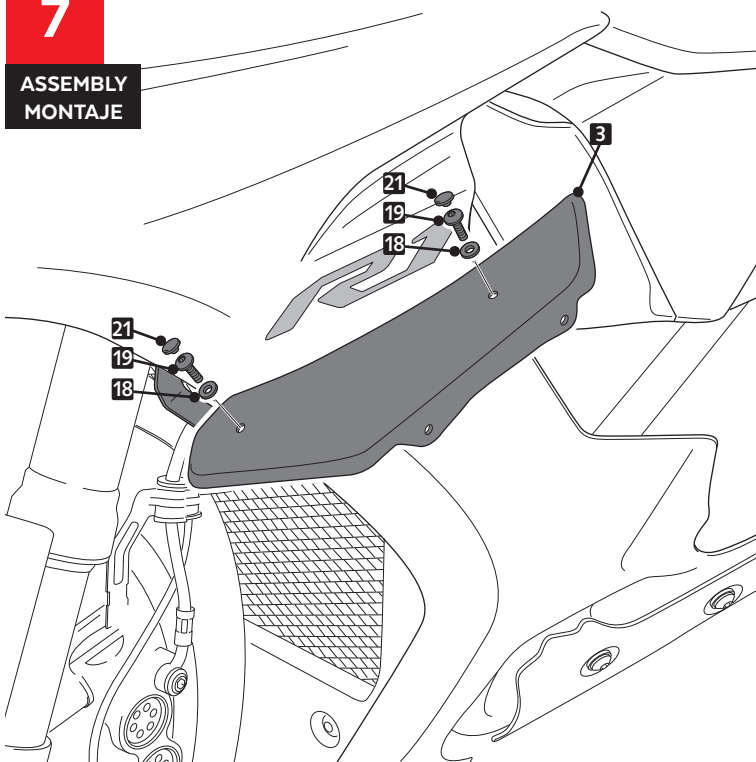
6

ASSEMBLY
MONTAJE



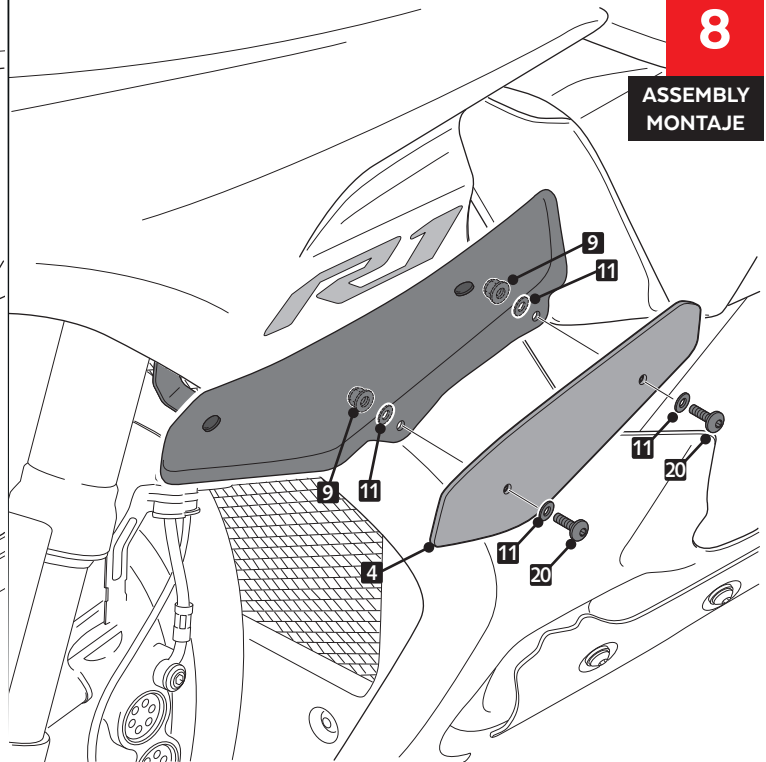
7

ASSEMBLY
MONTAJE



8

ASSEMBLY
MONTAJE

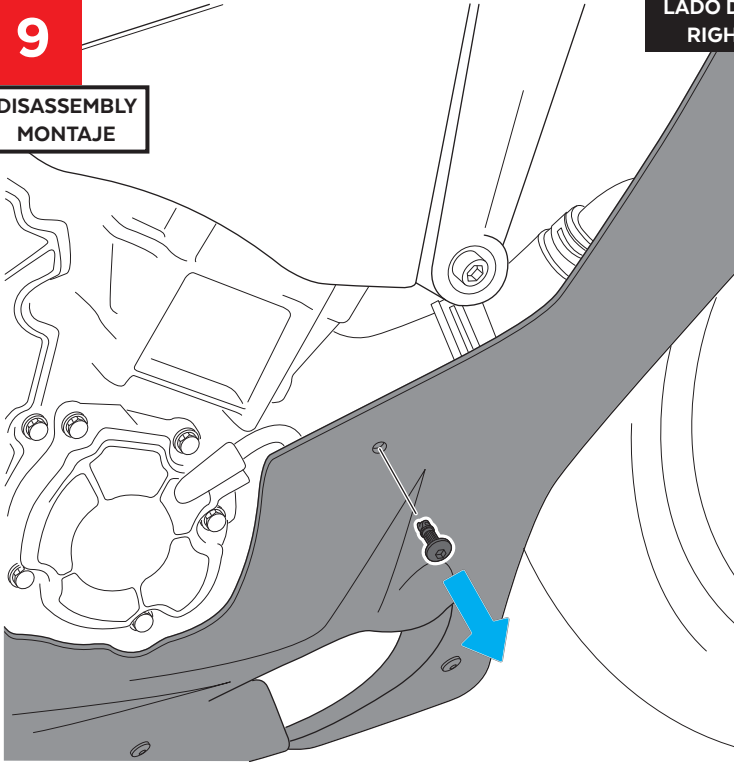


YAMAHA YZF-R1 '15-

INSTRUCCIONES DE MONTAJE - MOUNTING INSTRUCTIONS - MONTAGEANLEITUNG

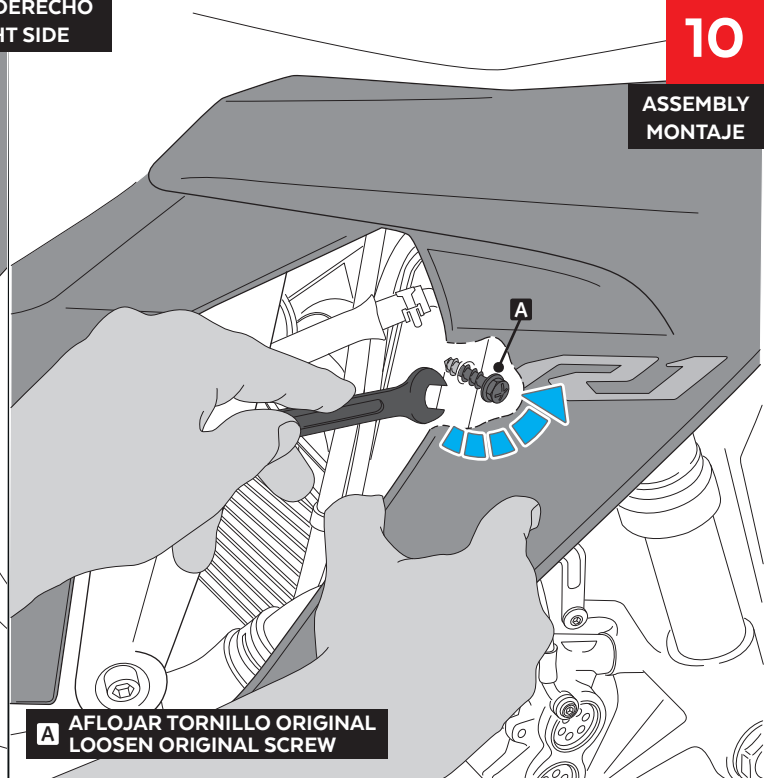
9

DISASSEMBLY
MONTAJE



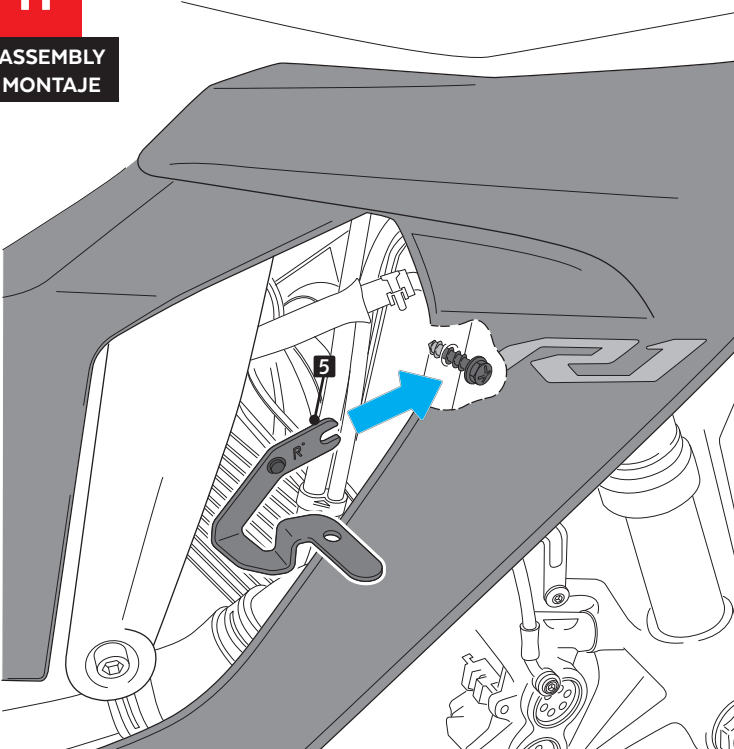
10

ASSEMBLY
MONTAJE



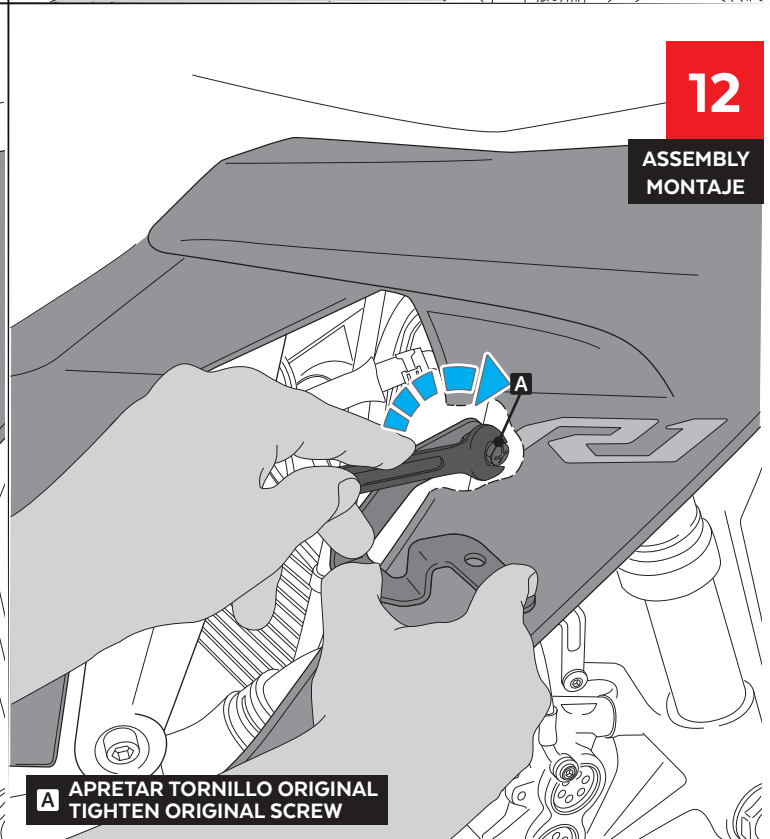
11

ASSEMBLY
MONTAJE



12

ASSEMBLY
MONTAJE

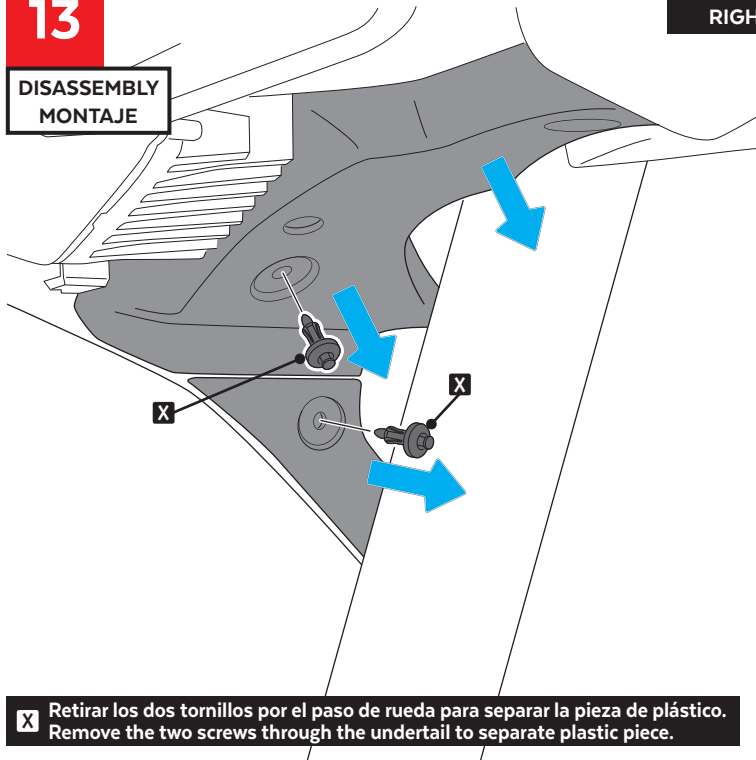


YAMAHA YZF-R1 '15-

INSTRUCCIONES DE MONTAJE - MOUNTING INSTRUCTIONS - MONTAGEANLEITUNG

13

DISASSEMBLY
MONTAJE

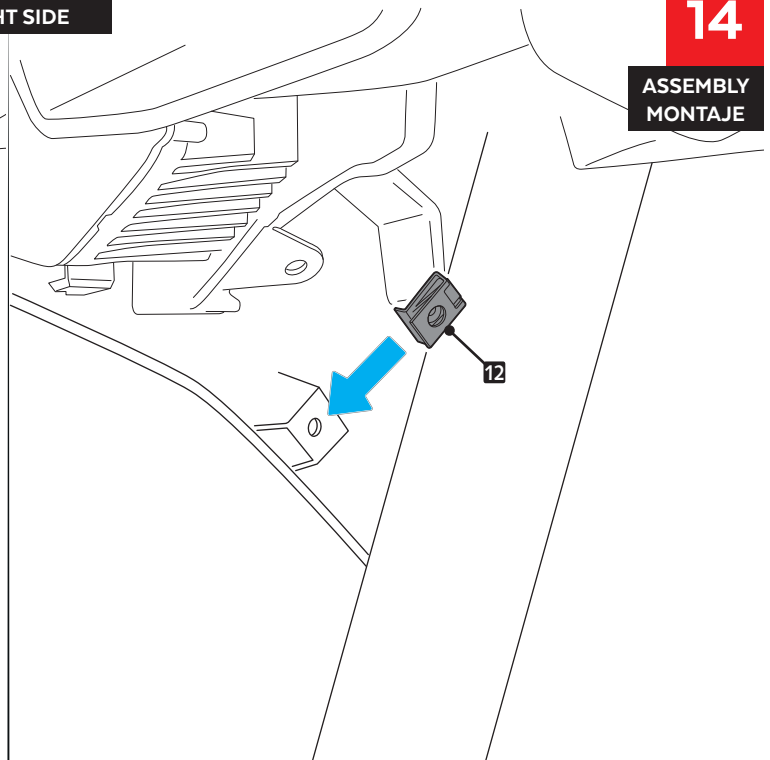


X Retirar los dos tornillos por el paso de rueda para separar la pieza de plástico.
Remove the two screws through the undertail to separate plastic piece.

LADO DERECHO
RIGHT SIDE

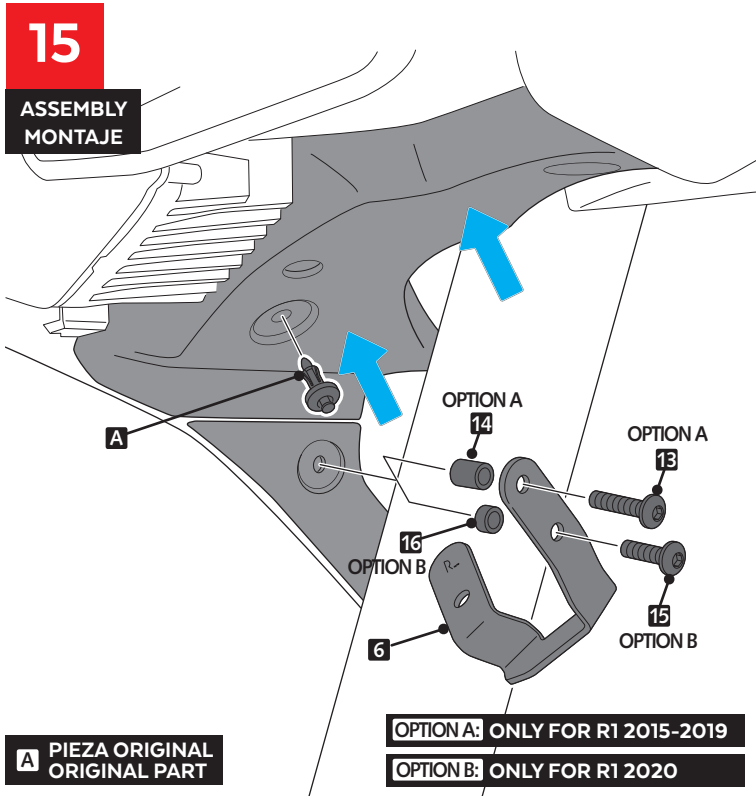
14

ASSEMBLY
MONTAJE



15

ASSEMBLY
MONTAJE



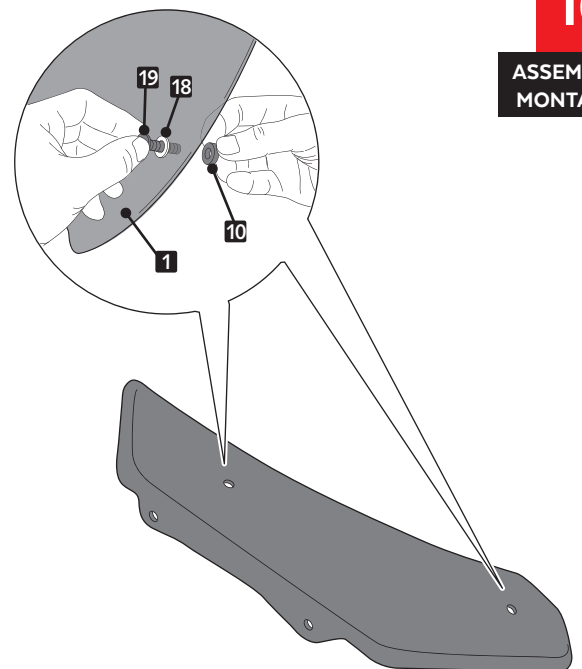
A PIEZA ORIGINAL
ORIGINAL PART

OPTION A: ONLY FOR R1 2015-2019

OPTION B: ONLY FOR R1 2020

16

ASSEMBLY
MONTAJE

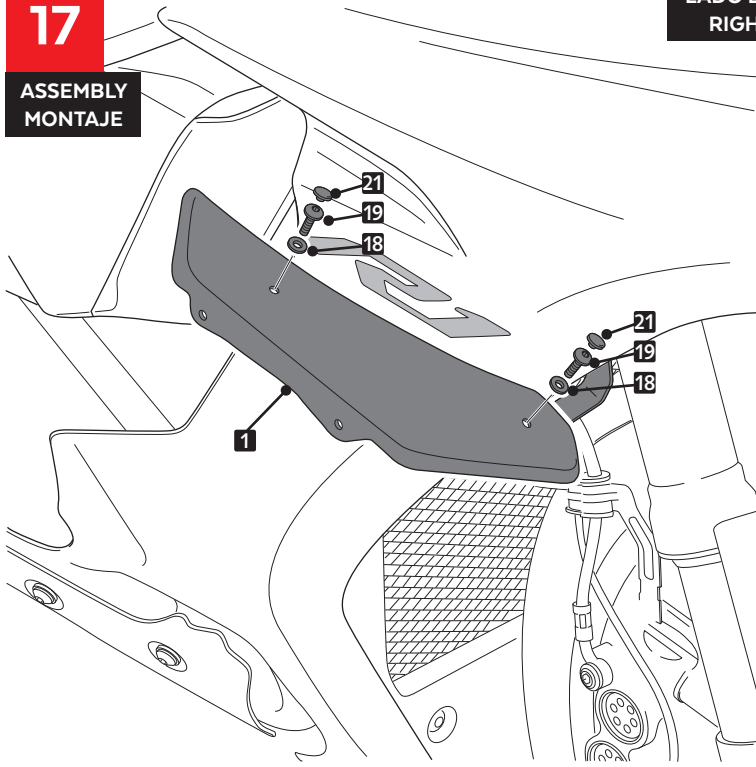


YAMAHA YZF-R1 '15-

INSTRUCCIONES DE MONTAJE - MOUNTING INSTRUCTIONS - MONTAGEANLEITUNG

17

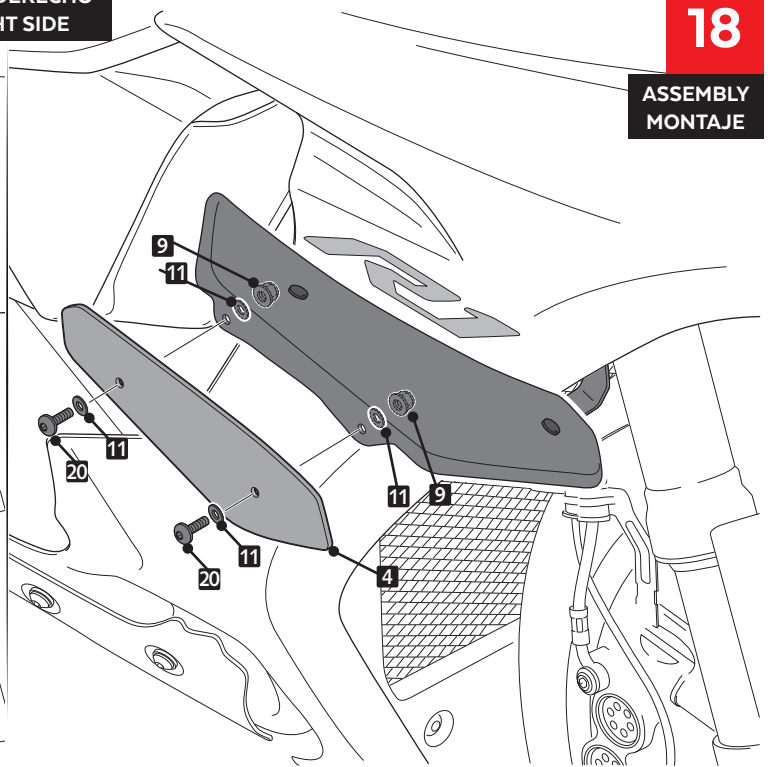
ASSEMBLY
MONTAJE



LADO DERECHO
RIGHT SIDE

18

ASSEMBLY
MONTAJE



COLOCACIÓN SEPARADOR DE SILICONA (ID 17)
PLACEMENT OF THE SILICON SPACER (ID 17)

