

HONDA CBR 600RR '07-'16

M O U N T I N G I N S T R U C T I O N S

REF 20121N

TAPAS LATERAL IZQUIERDO / LEFT SIDE COVERS



1 Person

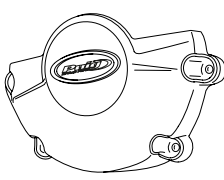
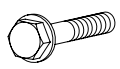


30 min



EASY



ID.	PIEZA / PART	DESCRIPCIÓN	DESCRIPTION	QTY.	REF.:
1		Tapa izquierda	Left cover	1	CONJUNTO--20121
2		Tornillo M6x35 DIN6921	M6x35 DIN6921 screw	4	-

**CONSULTAR EN NUESTRA PAGINA WEB LA DISPONIBILIDAD DEL VIDEO DE MONTAJE DE ESTA REFERENCIA.
CONSULT OUR WEBSITE THE VIDEO MOUNT AVAILABILITY OF THIS REFERENCE.**



HONDA CBR 600RR '07-'16

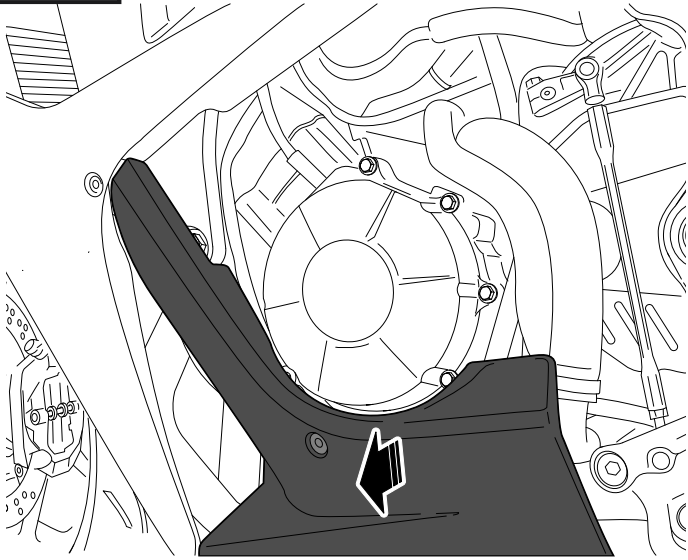
REF 20121N

INSTRUCCIONES DE MONTAJE - MOUNTING INSTRUCTIONS - MONTAGEANLEITUNG

1

DISASSEMBLY
DESMONTAJE

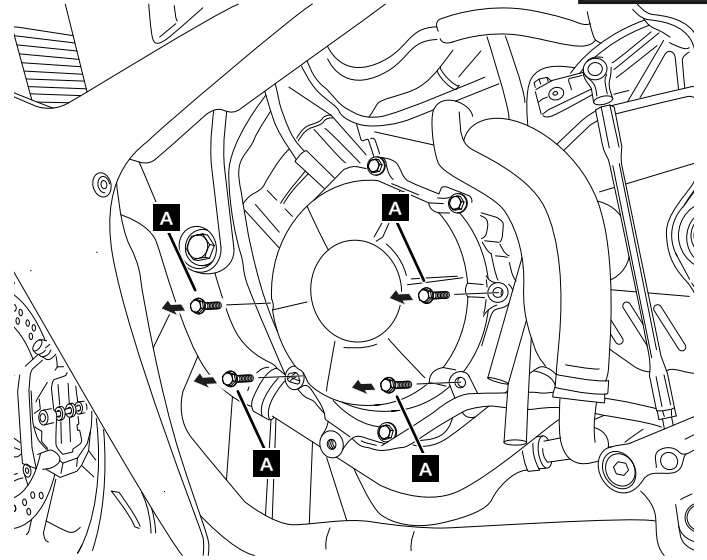
DESMONTAR EL CARENADO /
REMOVE THE COVER



2

DISASSEMBLY
DESMONTAJE

A Tornillería original
Original screws



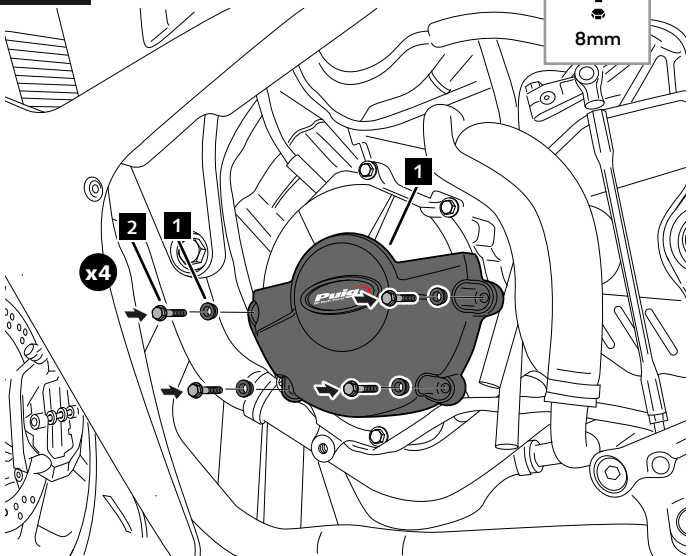
3

ASSEMBLY
MONTAJE

TUBE



8mm

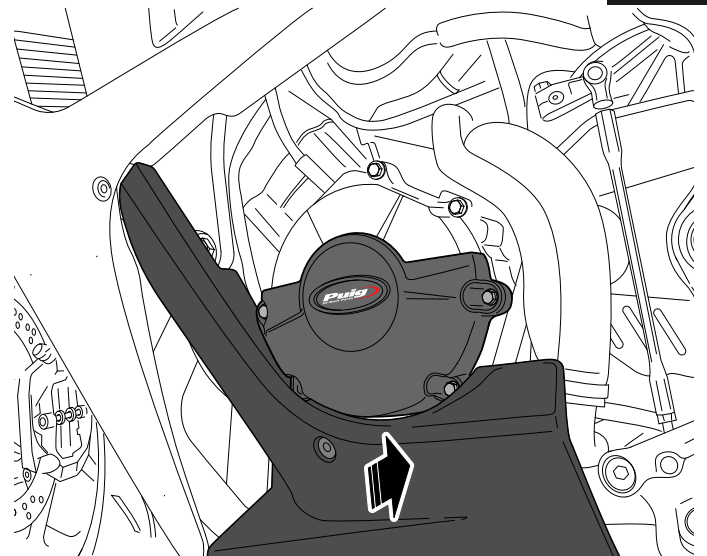


2 12,00 N/m - Par de apriete
8,85 lbf/ft - Tightening torque

4

ASSEMBLY
MONTAJE

MONTAR EL CARENADO /
ASSEMBLE THE COVER



HONDA CBR 600RR '07-'16

MOUNTING INSTRUCTIONS

REF 2012IN

TAPAS LATERAL DERECHO / RIGHT SIDE COVERS



1 Person



30 min



EASY



ID.	PIEZA / PART	DESCRIPCIÓN	DESCRIPTION	QTY.	REF.:
1		Tapa derecha	Right cover	1	CONJUNTO--20121
2		Tapa derecha	Right cover	1	CONJUNTO--20121
3		Tornillo M6x35 DIN6921	M6x35 DIN6921 screw	7	-

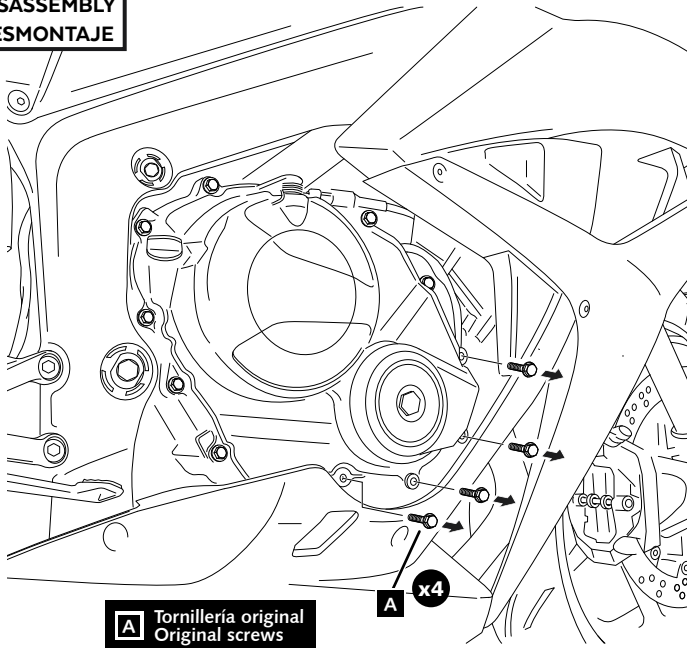
HONDA CBR 600RR '07-'16

REF 20121N

INSTRUCCIONES DE MONTAJE - MOUNTING INSTRUCTIONS - MONTAGEANLEITUNG

1


**DISASSEMBLY
DESMONTAJE**

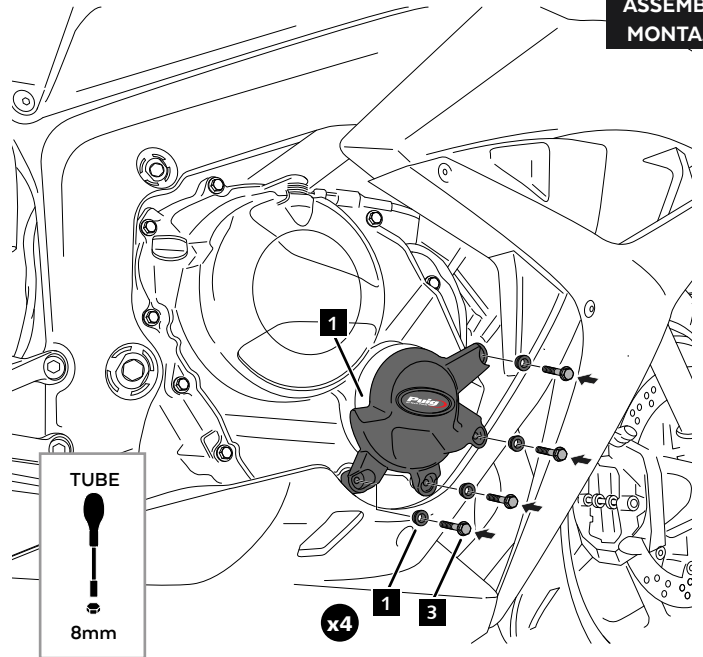


A Tornillería original
Original screws

2

**ASSEMBLY
MONTAJE**

3  12,00 N/m - Par de apriete
8,85 lbf/ft - Tightening torque

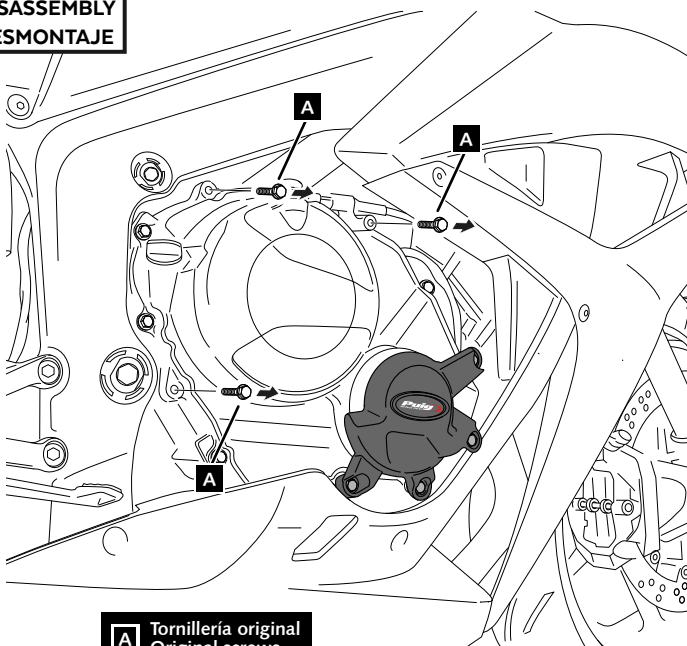


TUBE

8mm

3

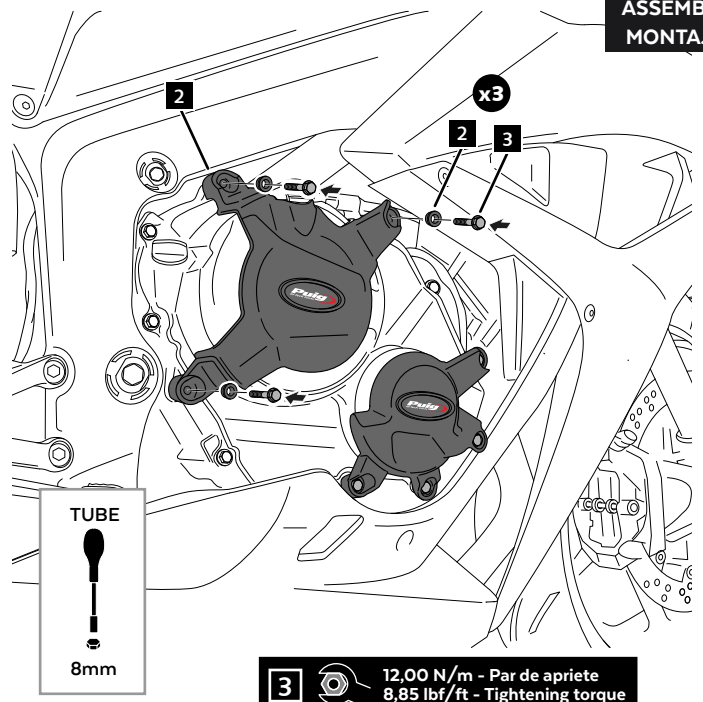
**DISASSEMBLY
DESMONTAJE**



A Tornillería original
Original screws

4

**ASSEMBLY
MONTAJE**



TUBE

8mm

3  12,00 N/m - Par de apriete
8,85 lbf/ft - Tightening torque