

KAWASAKI ZX-6R '08-'16

M O U N T I N G I N S T R U C T I O N S

REF 20132N

TAPAS LATERAL IZQUIERDO / LEFT SIDE COVERS



1 Person

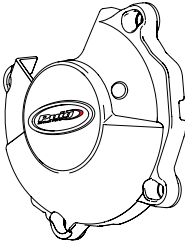
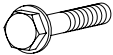


30 min



EASY



ID.	PIEZA / PART	DESCRIPCIÓN	DESCRIPTION	QTY.	REF.:
1		Tapa alternador	Alternator cover	1	CONJUNTO--20417
2		Tornillo M6x35 DIN6921	M6x35 DIN6921 screw	4	-

**CONSULTAR EN NUESTRA PAGINA WEB LA DISPONIBILIDAD DEL VIDEO DE MONTAJE DE ESTA REFERENCIA.
CONSULT OUR WEBSITE THE VIDEO MOUNT AVAILABILITY OF THIS REFERENCE.**



KAWASAKI ZX-6R '08-'16

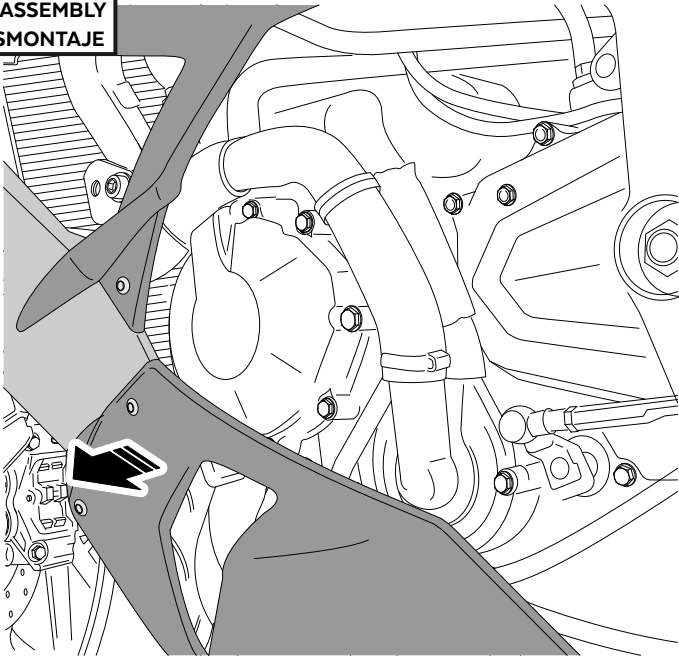
REF 20132N

INSTRUCCIONES DE MONTAJE - MOUNTING INSTRUCTIONS - MONTAGEANLEITUNG

1

DESMONTAR EL CARENADO /
REMOVE THE COVER

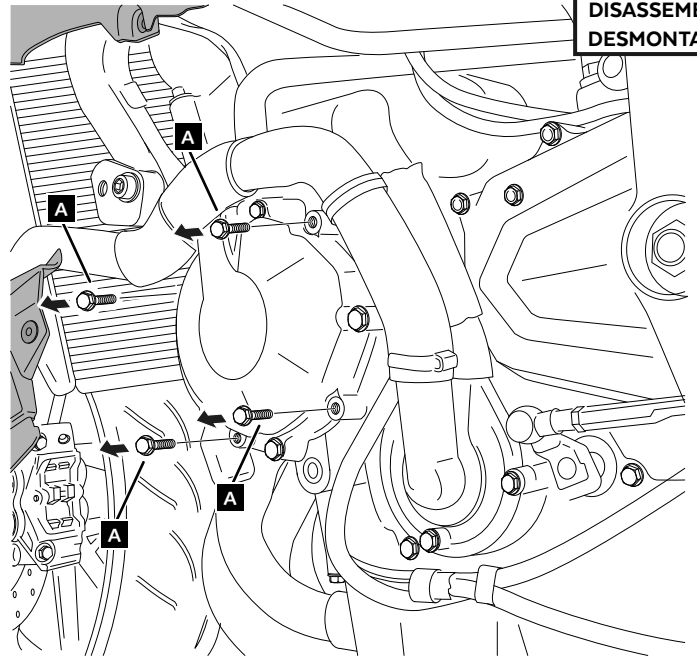
DISASSEMBLY
DESMONTAJE



2

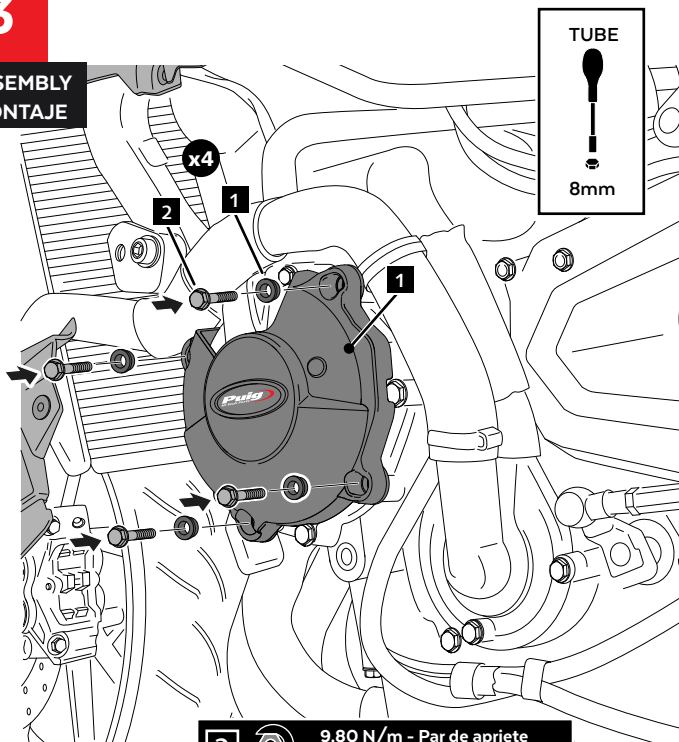
A Tornillería original
Original screws

DISASSEMBLY
DESMONTAJE



3

ASSEMBLY
MONTAJE

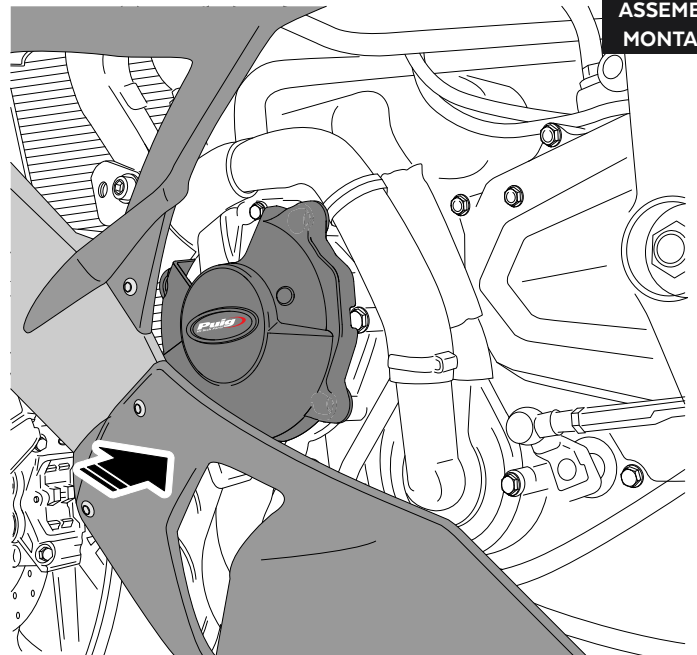


2 9,80 N/m - Par de apriete
7,23 ft/lb - Tightening torque

MONTAR EL CARENADO /
ASSEMBLE THE COVER

4

ASSEMBLY
MONTAJE



KAWASAKI ZX-6R '08-'16

MOUNTING INSTRUCTIONS

REF 20132N

TAPAS LATERAL DERECHO / RIGHT SIDE COVERS



1 Person






30 min



EASY



ID.	PIEZA / PART	DESCRIPCIÓN	DESCRIPTION	QTY.	REF.:
1		Tapa bomba de agua	Water pump cover 1	1	CONJUNTO--20132
2		Tapa embrague	Clutch cover	1	CONJUNTO--20132
3		Tornillo M6x25 DIN6921	M6x25 DIN6921 screw	1	--
4		Tornillo M6x30 DIN6921	M6x30 DIN6921 screw	4	--
5		Tornillo M6x35 DIN6921	M6x35 DIN6921 screw	2	--
6		Tornillo M6x45 DIN6921	M6x45 DIN6921 screw	1	--
7		Casquillo	Spacer	1	--

KAWASAKI ZX-6R '08-'16

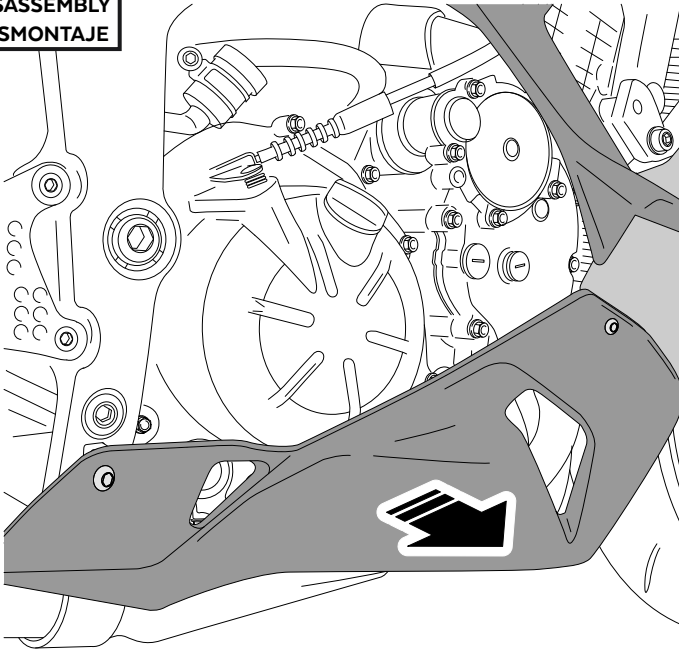
REF 20132N

INSTRUCCIONES DE MONTAJE - MOUNTING INSTRUCTIONS - MONTAGEANLEITUNG

1

DESMTAR EL CARENADO /
REMOVE THE COVER

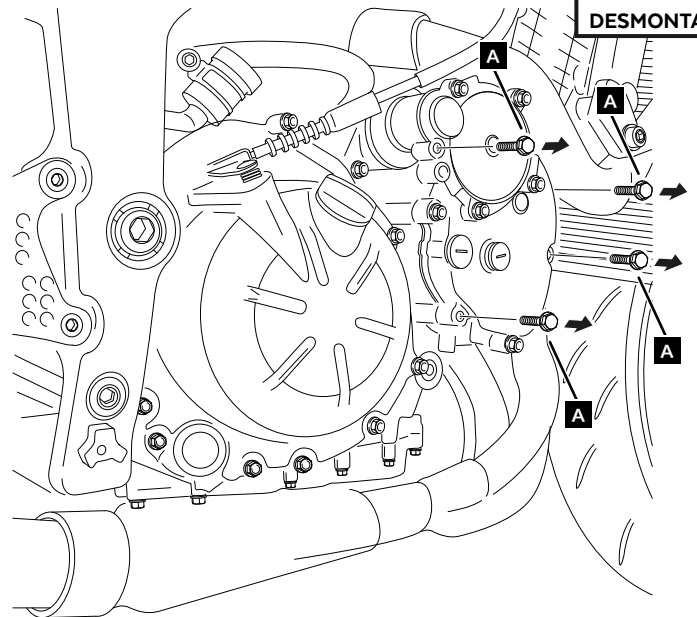
DISASSEMBLY
DESMONTAJE



A Tornillería original
Original screws


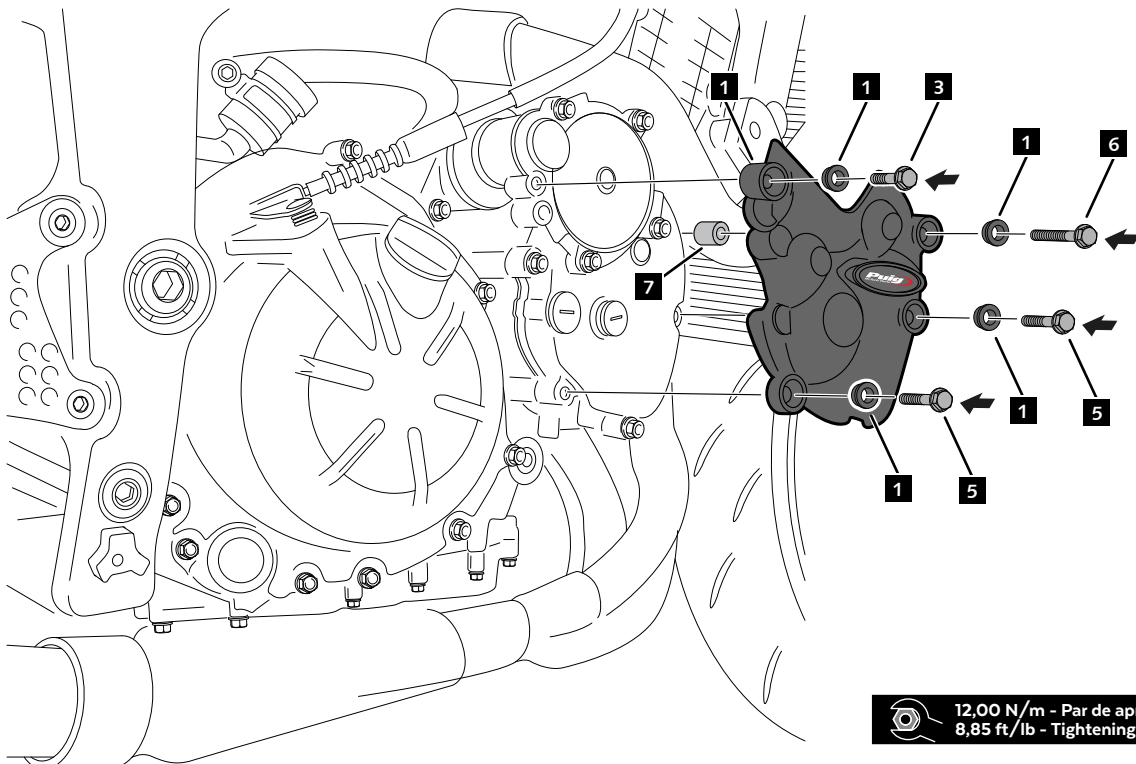
2

DISASSEMBLY
DESMONTAJE



3

ASSEMBLY
MONTAJE



12,00 N/m - Par de apriete
8,85 ft/lb - Tightening torque

KAWASAKI ZX-6R '08-'16

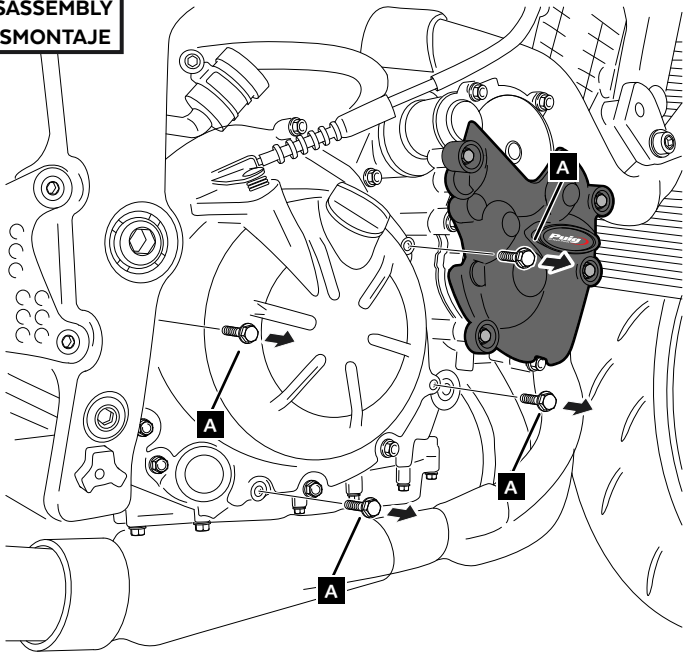
REF 20132N

INSTRUCCIONES DE MONTAJE - MOUNTING INSTRUCTIONS - MONTAGEANLEITUNG

1


DISASSEMBLY
DESMONTAJE

A Tornillería original
Original screws

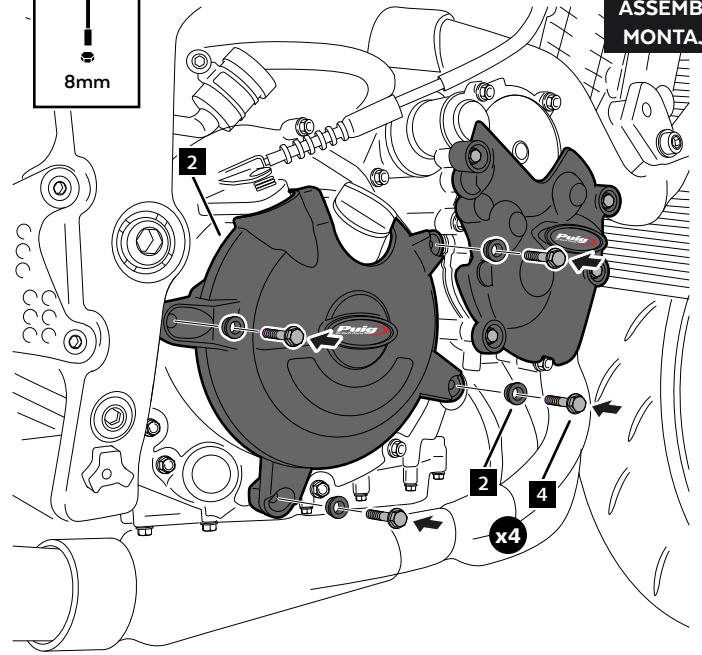


2

ASSEMBLY
MONTAJE

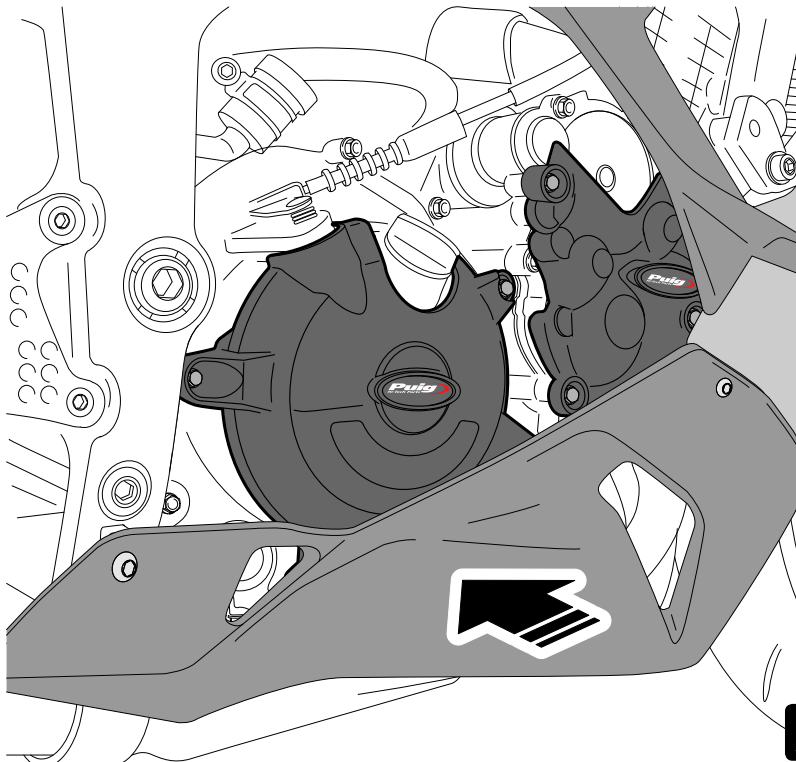
TUBE

8mm

4  9,80 N/m - Par de apriete
7,23 ft/lb - Tightening torque



3

ASSEMBLY
MONTAJE



MONTAR EL CARENADO /
ASSEMBLE THE COVER